

**nationalgrid**

# National Grid DFES 2022 regional review

South West

**Electricity  
Distribution**

[nationalgrid.co.uk](https://nationalgrid.co.uk)





# Contents

Foreword by National Grid DSO	<b>03</b>
The DFES process	<b>04</b>
South West story to date	<b>05</b>
Distributed electricity generation in the South West	<b>06</b>
Near-term pipeline summary	<b>07</b>
Stakeholder engagement	<b>08</b>
Working with local authorities	<b>09</b>
Summary of results in 2035	<b>10</b>
Renewable energy generation	<b>12</b>
Fossil-fuelled generation	<b>12</b>
Electricity storage	<b>13</b>
Hydrogen	<b>13</b>
Low carbon heat	<b>15</b>
Low carbon transport	<b>16</b>
Next steps	<b>17</b>

## Foreword by National Grid DSO

Throughout the next RII0-ED2 price control period, strategic planning and investment in the distribution network will be an important factor to enable our customers to reach their decarbonisation targets.

We have worked with Regen to help us understand what the changes that are forecast throughout the next decade and beyond might mean for our distribution network and the investment that may be needed to meet customers' changing needs.

These forecasts are the foundation of our strategic investment process, which is an ongoing analysis published biennially through the Network Development Plan (NDP).

The NDP then feeds into the Distribution Network Options Assessment process to determine the investment required to facilitate the UK's net zero ambitions while promoting a smart and flexible network.

This report summarises the 2022 Distribution Future Energy Scenarios (DFES) study for the South Wales licence area. The network will see a large increase in distributed renewable generation and electricity storage connections.

We predict high levels of low carbon technologies, such as electric vehicles and heat pumps and increasing household demand for electricity. The DFES study aims to understand where the growth of different technologies will be spatially distributed, which will materialise as load on our networks.

Our annual DFES cycle allows incorporation of newly developed and projected technologies to the analysis. In DFES 2022, we have further developed the assumptions behind the storage pipeline and electrified heating technology demand profiles, as well as starting routine engagement with Major Energy Users to better capture future changes in demand.

As local authorities develop Local Area Energy Plans (LAEPs), we are ensuring that these ambitions are captured within our strategic investment process.


The scenario framework used in this study is heavily influenced by the UK and devolved government targets to reach net zero greenhouse gas emissions by 2050. Our projections provide a granular breakdown of the customers connected to the distribution network out to 2050, with three of the four scenarios being compliant with the UK 2050 net zero target.

This regional review is part of a wider suite of DFES documents hosted on our website alongside our interactive map. We welcome any feedback on the DFES process and outputs and will incorporate any suggestions into future forecasting activities.



**Oliver Spink**

Forecasting & Capacity Manager  
Distribution System Operator  
National Grid



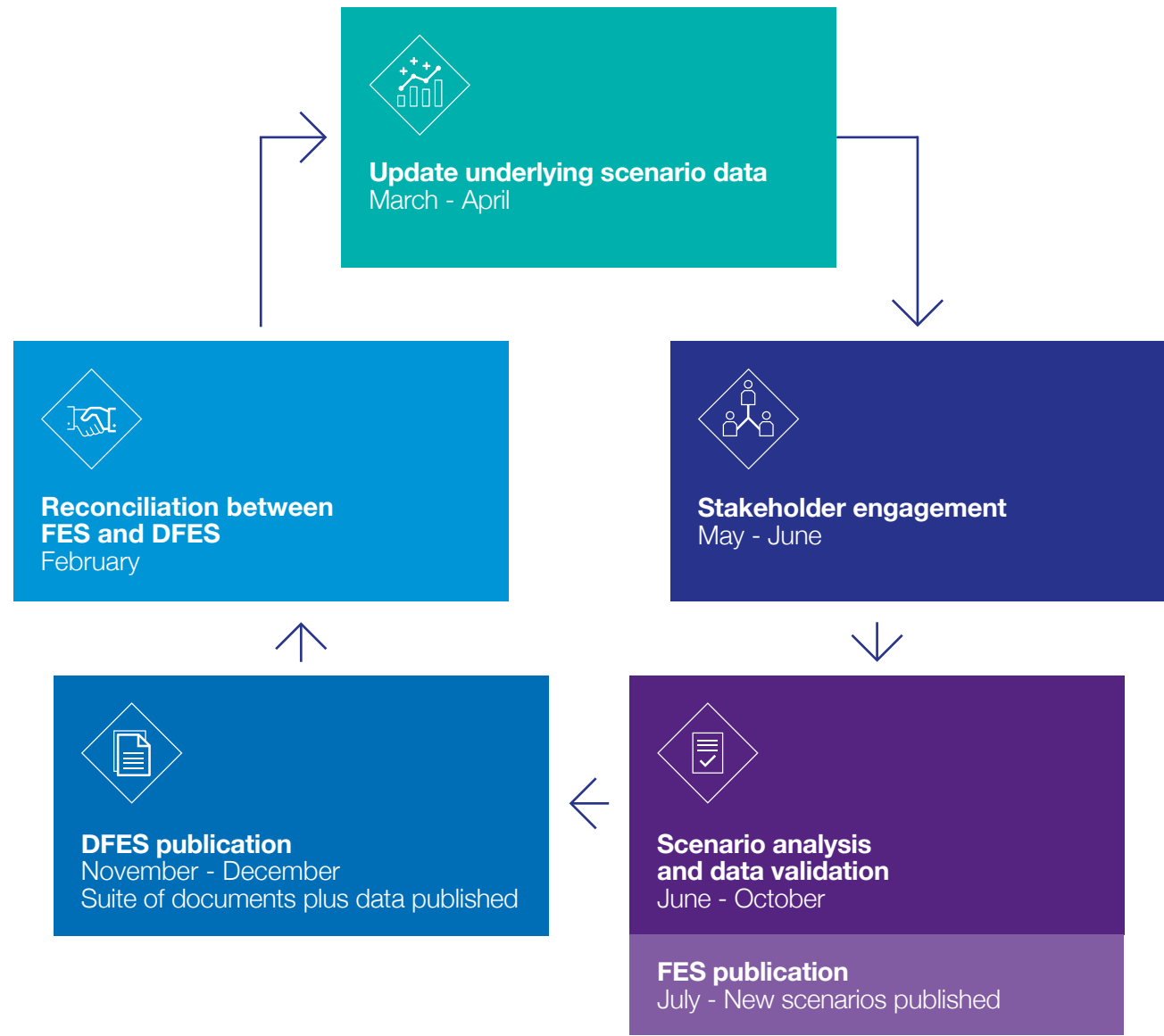
# The DFES process

The Distribution Future Energy Scenarios outline the range of credible pathways to 2050 for the change in connections to the distribution network.

Using the National Grid ESO Future Energy Scenarios (FES) framework, these local stakeholder-informed projections are created on an annual cycle and encompass changes in electricity generation, storage and demand, including electrified transport and heat.

Of the four scenarios, three are compliant with the UK's target to reduce carbon emissions by 100%, achieving 'net zero' by 2050. A fourth non-compliant scenario is also modelled.

The factors used to project deployment at a local level are the result of consultation with developers, local authorities, technology companies, major energy users and community energy groups, as well as analysis of existing trends, spatial data and future technology innovation. These are combined with the national FES scenario framework to produce the DFES scenario analysis.



## South West story to date

As of September 2022, there is 2.7 GW of distributed electricity generation in the South West licence area.

This equates to around 8% of the total distributed generation capacity in GB. The majority of this generation, totalling 2.1 GW, is renewable or low carbon generation.

Distributed electricity generation capacity in the licence area has increased significantly over the past decade, with over 50% having connected since 2014.

The South West licence area has some of the best solar irradiance in the UK, alongside areas of substantial onshore wind resource, and resultantly saw a very high deployment of renewable generation between 2012 and 2017.

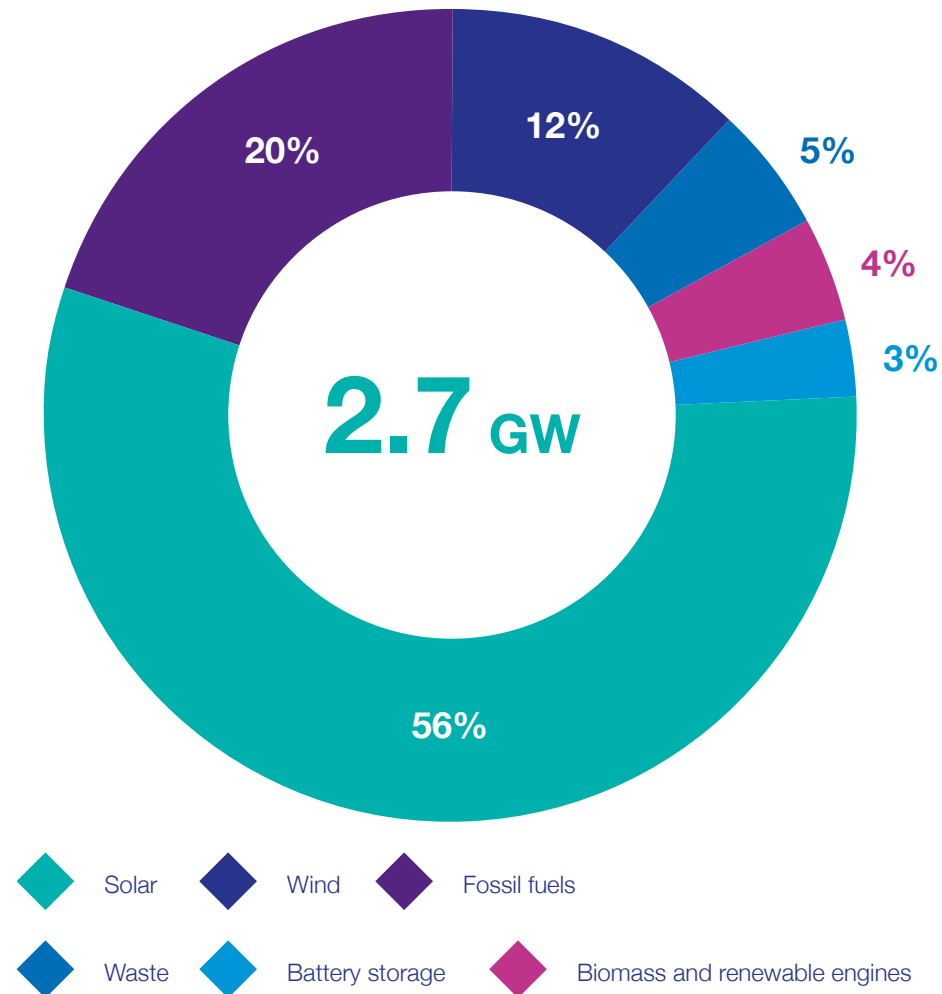
Over half of all distribution-connected generation capacity in the South West licence area is solar PV, ranging from rooftop arrays to large-scale ground-mounted solar farms.

The recent energy crisis has seen renewed interest in on-site electricity generation across homes and businesses in the licence area.

Electricity demand has changed more slowly. Less than 2% of homes in the South West licence area are heated by a heat pump, and similarly less than 2% of vehicles are currently electric.

However, uptake of both of these low carbon technologies is accelerating, as new policies and support emerge to encourage decarbonisation of heat and transport across the UK.

Total distributed electricity generation in the South West licence area



## Distributed electricity generation in the South West

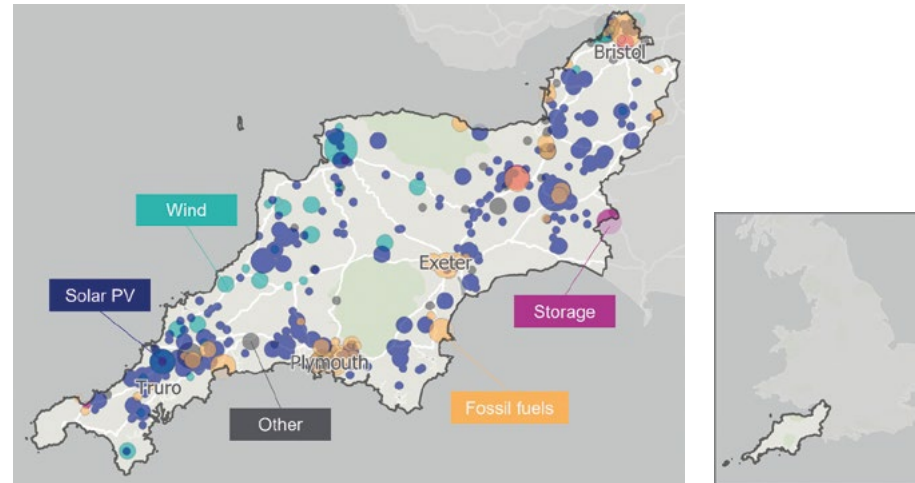
Representing over half the baseline capacity, ground-mounted solar PV is connected at various locations across the licence area.

Solar farms are particularly prevalent in Cornwall, and along the M5 motorway between Exeter and Bristol, situated near distribution network infrastructure.

There is also a significant capacity of onshore wind in the licence area, mainly along the north coasts of Devon and Cornwall. This includes the largest connected site of any technology in the licence area, the Fullbrook Wind Farm in North Devon, which has a capacity of 66 MW.

The licence area also contains over 600 MW of fossil-fuelled and waste-fuelled generation sites. These sites are typically located near urban areas with high electricity demand, as seen around Bristol, Plymouth, Exeter and Torbay.

### South West licence area; baseline connections



The north coast of the licence area has particularly good wind resource, and hosted many of the earliest wind farms in the UK. Medium scale solar farms, mostly supported by the Feed-in tariff, are located in rural areas across the licence area.

The urban areas of Bristol, Exeter and Plymouth host most of the licence area's existing fossil fuel generation capacity, located close to electricity demand.

The licence area features a number of protected areas, including the Dartmoor and Exmoor National Parks, which host very little large scale electricity generation capacity.



## Near-term pipeline summary

There are over 700 generation and storage projects, totalling 5.2 GW, that could connect to the South West distribution network in the near future.

These known pipeline projects were analysed for activity in the planning system and market auctions, augmented by direct engagement with project developers and desk based research.

A renewed interest in solar and explosive growth in the number of prospective battery storage projects have seen the pipeline increase significantly in recent years.

Over 70% of this pipeline capacity secured a network connection offer since January 2021.

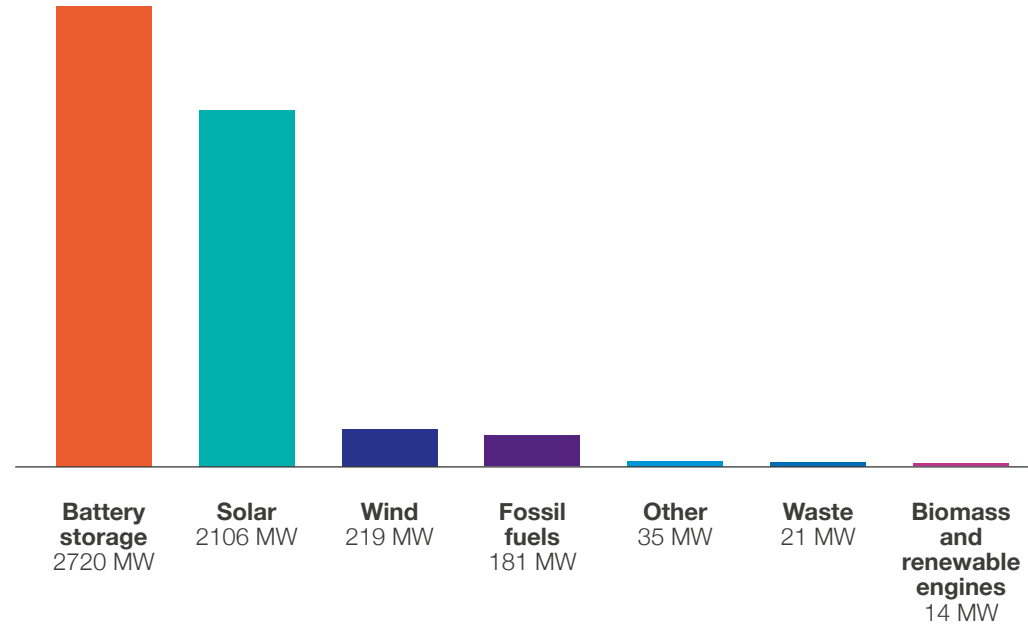
Although deployment has slowed in recent years, the DFES analysis shows that there is an increasing interest in deploying new generation and storage capacity in the licence area.

With a recent commitment to a zero carbon electricity system by 2035, electricity storage could play a significant role in balancing the system.

There are around 150 battery sites, totalling over 2.3 GW, with an accepted connection offer in the licence area.

Many of these sites have attained planning permission and are anticipated to begin construction in the next few years.

Generation and storage sites with an accepted connection offer in the South West licence area



# Stakeholder engagement

Stakeholder insight is critical to informing and shaping the DFES projections and ensuring they are accurate, up to date and regionally relevant.

Four consultation events were held in July 2022, with 221 attendees across the four licence areas. Every local authority in NG's distribution licence areas was also contacted as part of the analysis of planned new housing and non-domestic developments.

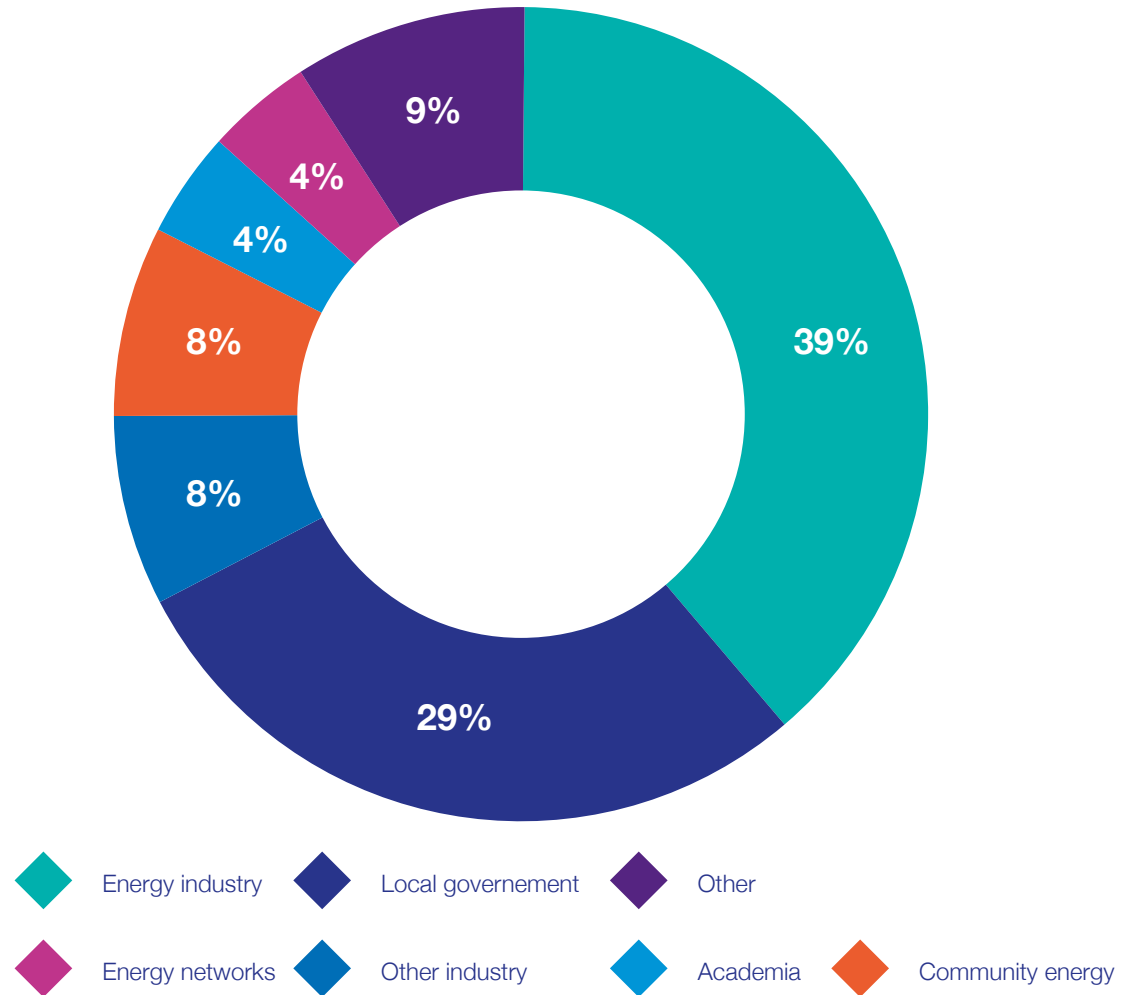
Attendees were asked for views on:

- the scale of the ground-mounted solar pipeline
- future deployment of rooftop PV and onshore wind
- drivers behind domestic and co-located electricity storage
- potential locations of future hydrogen electrolyzers
- the uptake of heat pumps to achieve the UK government's 2028 ambition
- potential electrified heating solutions for rural, off-gas homes
- the possible charging locations for seasonal visitors to the South West.

In addition, the session featured a number of open-form questions for attendees to input their specific local, regional and sectoral knowledge.

The results, alongside views shared around the broader DFES process and modelling, were incorporated into the analysis. The feedback supplied refined regional factors and key drivers in each licence area, as well as informing the overall modelling.

South West webinar registrants





## Working with local authorities

New homes and new industrial and commercial properties can have a significant impact on local electricity demand. New homes and commercial properties have higher building standards and could be hotspots for low carbon technologies such as heat pumps, EV chargers and rooftop solar arrays, in addition to representing new points of conventional electricity demand.

Over 7,000 individual data records were brought together to model the potential future impact of new developments across the NG distribution licence areas.

Where and when these buildings and associated low carbon technologies are expected to connect is determined using the scenario framework and based on data sourced from local authority plans, historic building rates and direct engagement with local authority planning departments.

High and low scenarios were produced to model the variable building rates of these developments over the scenario period, out to 2050. Between 37,000 and 51,000 homes are projected to be built in the South West licence area by April 2026.

Local authorities were also asked about plans, strategies and policies for low carbon transport, heat, renewable generation, waste, hydrogen and climate declarations in their area.

The information provided was used to inform the analysis of the potential uptake/evolution of the various technologies in their local area.

As local authorities develop and produce local area energy plans (LAEPs), they will be used as inputs and comparisons to our DFES analysis. The DFES outputs may also be used as an input to the LAEP process.



## Summary of results in 2035

As the midpoint between the baseline and the UK government's 2050 net zero ambitions, the scenario results in 2035 show how distributed electricity generation, storage and demand could change in the near and medium term.

DFES scenario	Scenario description	Renewable energy capacity		Electricity storage capacity	
		Baseline	2035	Baseline	2035
<b>Falling short</b> Not net zero compliant	Not compliant with the net zero emissions target. Low levels of decarbonisation and societal change.	<b>2.0 GW</b> Including: 1.5 GW of solar 0.3 GW of wind	<b>3.3 GW</b>	<b>0.1 GW</b>	<b>0.5 GW</b>
<b>System transformation</b> Net zero compliant	High level of decarbonisation with lower societal change. Larger, more centralised solutions are developed. This scenario has the highest levels of hydrogen deployment and use.		<b>4.1 GW</b>		<b>0.5 GW</b>
<b>Consumer transformation</b> Net zero compliant	High levels of decarbonisation and societal change. Consumers adopt new technologies rapidly, and more decentralised solutions are developed.  This scenario sees a significant electrification of domestic heat.		<b>5.0 GW</b>		<b>0.9 GW</b>
<b>Leading the way</b> Net zero compliant	Very high levels of decarbonisation and societal change. Consumers adopt new technologies rapidly, and a mix of solutions at various scales are developed.  This scenario aims for the fastest credible decarbonisation pathway.		<b>6.0 GW</b>		<b>1.0 GW</b>

## Summary of results in 2035

DFES scenario	Battery electric vehicles (000s)		Domestic heat pumps (000s)		Hydrogen electrolysis capacity	
	Baseline	2035	Baseline	2035	Baseline	2035
<b>Falling short</b> Not net zero compliant		<b>567</b> 25% of vehicles		<b>258</b> 16% of homes		<b>0.0 GW</b>
<b>System transformation</b> Net zero compliant		<b>858</b> 37% of vehicles		<b>220</b> 13% of homes		<b>0.1 GW</b>
<b>Consumer Transformation</b> Net zero compliant	<b>24</b> 1% of total vehicles	<b>1,430</b> 62% of vehicles	<b>25</b> 1.7% of homes		<b>0.0GW</b>	
<b>Leading the Way</b> Net zero compliant		<b>1,527</b> 67% of vehicles		<b>752</b> 44% of homes		<b>0.1 GW</b>



## Renewable energy generation

There is currently c.1.5 GW of solar PV capacity in the South West licence area. Ground mounted solar accounts for around 1 GW of this, with the remaining capacity comprised of rooftop solar installations.

Solar deployment was high from 2012 onwards, earlier than in other parts of the UK.

Despite this, deployment in the South West has stagnated in recent years, due to some market uncertainty after the reduction in government subsidies.

This has meant few sites have been commissioned since 2017. However, new business models for solar are becoming viable across the UK, which is shown in the pipeline of prospective new sites seen.

The cost of deploying solar has also reduced dramatically over the last decade. Under the highest DFES scenario, the South West hosts nearly 8 GW of solar capacity by 2050, across both ground-mounted and rooftop installations.

Onshore wind deployment has also stalled in recent years, due to difficulties in achieving planning.

However, there is scope for renewed deployment of wind farms. The DFES scenarios project between 700 MW and 1,800 MW of wind capacity, both onshore and offshore, connecting to the South West licence area by 2050.



## Fossil-fuelled generation

While at odds with net zero ambitions, fossil fuelled power stations are prevalent in the South West licence area.

There is a total of 539 MW of fossil fuelled generation connected in the South West licence area today.

This is made up of gas and diesel engines, gas CHPs and large OCGT sites. The annual energy output of these fossil fuel plants significantly decreases in all net zero compliant scenarios, especially in the late 2020s and 2030s, as the UK's electricity supply is rapidly decarbonised in order to meet interim carbon budgets.

The DFES analysis does show the potential for a small near term increase in fossil gas fired power in all scenarios, based on analysis of successful planning and Capacity Market applications of sites in the pipeline.

In contrast, diesel generation is expected to decrease in the near term due to air quality and environmental permitting regulations.

Overall, a significant reduction in fossil fuel energy output and installed capacity is projected by 2035 and out to 2050 under the net zero scenarios, as the UK looks to significantly decarbonise its electricity supply.



## Electricity storage

Electricity storage is expected to be critical for balancing a high-renewables electricity system.

National Grid ESO is aiming to be able to operate a zero carbon electricity system by 2025, and the UK government aims to eliminate unabated fossil fuel generation from the electricity system by 2035.

New sources of flexibility, such as electricity storage, will be needed to provide services to the network to support this transition to low carbon electricity generation.

Future business models for storage include co-location with renewable generators and non-domestic consumers, as well as smaller batteries in homes to increase self-use of rooftop solar.

The South West licence area currently has less than 0.1 GW of connected electricity storage capacity.

However, the project pipeline totals over 2.7 GW of capacity, much of which could potentially progress in the near term.

Due to the scenario-specific assumptions around the deployment of other providers of network services, there is a wide envelope of capacity projections between the scenarios.

Battery storage capacity in 2050 in the South West licence area ranges from 0.6 GW under Falling Short to 1.8 GW under Leading the Way.

## Hydrogen

Hydrogen has the potential to impact a number of aspects of the energy system, from decarbonising industry, heating and transport to use as a fuel for flexible, low carbon electricity generation.

Under some scenarios, the production of hydrogen via electrolysis could result in significant new electricity demand in areas of the licence area where low carbon hydrogen could be required.


This could include for industrial processes, electricity generation or as a fuel for heavy vehicles.

The direct impacts of hydrogen on the electricity distribution networks manifest in two forms: demand for electricity for hydrogen electrolysis, and generation of electricity through hydrogen-fuelled generation capacity.

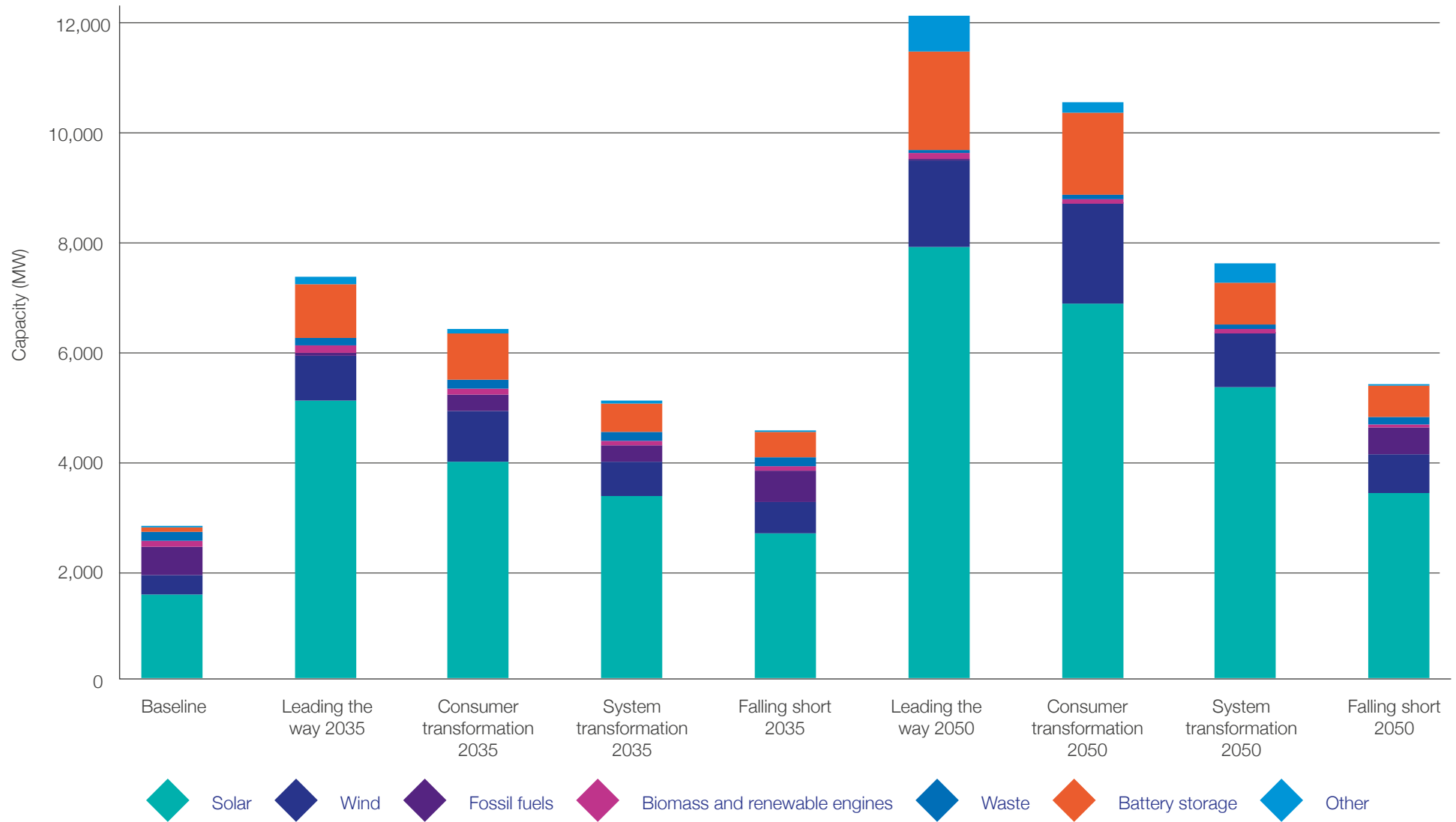
In addition, the level of hydrogen availability impacts other areas of the distribution network, i.e. as an alternative to the level of electrified heating and transport.

By 2050, distribution-connected hydrogen electrolysis capacity in the South West licence area ranges significantly from 0.05 GW to 0.5 GW, reflecting the scale of uncertainty in this technology.

Hydrogen-fuelled generation could reach up to 0.5 GW, a similar scale to the current fossil-fuel baseline that it could displace.



Distribution-connected generation and storage scenarios – NG South West licence area





## Low carbon heat

As has been spotlighted by the UK government’s Heat and Buildings Strategy, a key area of change in the energy system will be the decarbonisation of heat.

The four DFES scenarios model a variety of decarbonisation pathways, all showing a large increase in domestic heat pump deployment in the medium and long term.

The South West licence area currently has over 300,000 homes heated electrically, including around 25,000 domestic heat pumps. This equates to around 1.7% of all homes in the licence area having a heat pump, which is well above the national average of 1%.

There is a dramatic shift to low carbon heating in all net zero compliant scenarios, with deployment of domestic and non domestic heat pumps accelerating throughout the 2020s. Under Consumer Transformation, almost 90% of homes are primarily heated by a heat pump in 2050.

National policy is expected to see off-gas homes and new build homes targeted in the near term. The above average proportion of off-gas homes in the South West, compared to the UK average, leads to higher near term deployment of heat pumps in the licence area.

DFES scenario	By 2050:
Falling Short	<b>741,000</b> non-hybrid heat pumps <b>25,000</b> hybrid heat pumps <b>86,000</b> homes heated by district heating heat pumps
System Transformation	<b>534,000</b> non-hybrid heat pumps <b>302,000</b> hybrid heat pumps <b>122,000</b> homes heated by district heating heat pumps
Consumer Transformation	<b>1,373,000</b> non-hybrid heat pumps <b>22,000</b> hybrid heat pumps <b>154,000</b> homes heated by district heating heat pumps
Leading the Way	<b>1,132,000</b> non-hybrid heat pumps <b>119,000</b> hybrid heat pumps <b>131,000</b> homes heated by district heating heat pumps



## Low carbon transport

The UK government's proposed ban on new petrol and diesel vehicles from 2030 is preceded by a significant increase in the uptake of EVs over the next ten years.

As a result of the ban, most road vehicles are expected to be electric by 2050 in every scenario.

There are around 24,000 battery electric vehicles and 13,000 plug-in hybrid electric vehicles already registered in the South West licence area, totalling around 2% of all vehicles.

This is projected to increase rapidly over the next decade.

The projections use local factors that influence uptake in the near term, including:

- the availability of off-street parking
- the level of car ownership, including second cars
- local initiatives to increase the number of EV chargers or potential clean air zones, such as in Bristol.

For electricity networks, the key question is how and when these EVs are charged.

The deployment of chargers is also projected in the DFES, categorised by charger size, charger type and use case, such as domestic chargers, chargers at car parks and chargers at existing petrol stations.

DFES scenario	By 2050, all road transport is projected to be decarbonised, the majority being EVs. By 2035:
Falling Short	<b>567,000</b> battery electric vehicles <b>311,000</b> domestic charge points <b>11,000</b> non-domestic charge points
System Transformation	<b>858,000</b> battery electric vehicles <b>490,000</b> domestic charge points <b>18,000</b> non-domestic charge points
Consumer Transformation	<b>1,430,000</b> battery electric vehicles <b>763,000</b> domestic charge points <b>24,000</b> non-domestic charge points
Leading the Way	<b>1,527,000</b> battery electric vehicles <b>905,000</b> domestic charge points <b>24,000</b> non-domestic charge points





## Next steps

The DFES is an annual process; the National Grid DFES 2023 analysis will begin in Spring 2023.

Stakeholder consultation will run from February to July 2023. NG DSO's newly appointed Strategic Engagement Officers are in contact with local authorities to discuss the results of the DFES 2022.

If you have any questions in relation to the NG DSO Forecasting & Capacity team or would like to be consulted for the DFES 2023, please get in touch via the details below:

### By email:

[nged.energyplanning@nationalgrid.co.uk](mailto:nged.energyplanning@nationalgrid.co.uk)

### By post:

DSO Forecasting & Capacity Team  
National Grid  
Feeder Road  
Bristol  
BS2 0TB



The suite of NG DFES 2022 outputs are **available online**.  
The results are also available as an **interactive map**.





National Grid Electricity Distribution plc  
Avonbank  
Feeder Road  
Bristol  
BS2 0TB

**[nationalgrid.co.uk](http://nationalgrid.co.uk)**