

National Grid Electricity Distribution

(South Wales) plc

Use of System Charging Statement

NOTICE OF CHARGES

Effective from 1st April 2025

Version 0.1

This statement is in a form to be approved by the Gas and Electricity Markets Authority.

Version Control

| Version | Date | Description of version and any changes made |
|---------|---------------|---------------------------------------------|
| 0.1 | December 2023 | Published Finals |

Contents

| | |
|----------------------------------------------------------------------------------------------------------------------------------------------------------|----|
| 1. Introduction | 4 |
| Validity period | 5 |
| Contact details | 5 |
| 2. Charge application and definitions | 7 |
| The supercustomer and site-specific billing approaches | 7 |
| Supercustomer billing and payment | 7 |
| Site-specific billing and payment | 8 |
| Components of Charges | 10 |
| Allocation of charges | 14 |
| Generation charges for pre-2005 designated EHV properties | 16 |
| Provision of billing data | 16 |
| Out of area use of system charges | 17 |
| Licensed distribution network operator charges | 17 |
| Licence exempt distribution networks | 17 |
| 3. Schedule of charges for use of the distribution system | 20 |
| 4. Schedule of line loss factors | 21 |
| Role of line loss factors in the supply of electricity | 21 |
| Calculation of line loss factors | 21 |
| Publication of line loss factors | 22 |
| 5. Notes for Designated EHV Properties | 23 |
| EDCM nodal costs | 23 |
| Charges for new Designated EHV Properties | 23 |
| Charges for amended Designated EHV Properties | 23 |
| Demand-side management | 23 |
| 6. Electricity distribution rebates | 25 |
| 7. Accounting and administration services | 25 |
| 8. Charges for electrical plant provided ancillary to the grant of use of system | 25 |
| 9. Schedule of fixed adders to recover Supplier of Last Resort and Eligible Bad Debt pass-through costs | 25 |
| 10. Non-Final Demand Sites | 27 |
| 11. Back-up Connections | 28 |
| Appendix 1 - Glossary | 30 |
| Appendix 2 - Guidance notes | 37 |
| Background | 37 |
| Meter point administration | 37 |
| Your charges | 39 |
| Reducing your charges | 39 |
| Reactive power and reactive power charges | 40 |
| Site-specific EDCM charges | 40 |
| Appendix 3 – Non-Final Demand Site Certificate | 43 |
| Annex 1 - Schedule of charges for use of the distribution system by LV and HV Designated Properties, and Unmetered Supplies | 44 |
| Annex 2 - Schedule of charges for use of the distribution system by Designated EHV Properties (including LDNOs with Designated EHV Properties/end-users) | 45 |
| Annex 3 - Schedule of charges for use of the distribution system by preserved/additional LLF classes | 63 |
| Annex 4 - Charges applied to LDNOs with LV and HV end-users | 64 |
| Annex 5 - Schedule of line loss factors | 68 |
| Annex 6 - Charges for New or Amended Designated EHV Properties | 69 |
| Annex 7 - Final Supplier of Last Resort and Bad Debt Pass-through Costs | 70 |

1. Introduction

- 1.1. This statement tells you about our charges and the reasons behind them. It has been prepared consistent with Standard Licence Condition 14 of our Electricity Distribution Licence. The main purpose of this statement is to provide our schedule of charges¹ for the use of our Distribution System and to provide the schedule of Line Loss Factors² that should be applied in Settlement to account for losses from the Distribution System. We have also included guidance notes in Appendix 2 to help improve your understanding of the charges we apply.
- 1.2. Within this statement we use terms such as 'Users' and 'Customers' as well as other terms which are identified with initial capitalisation. These terms are defined in the glossary.
- 1.3. The charges in this statement are calculated using the following methodologies as per the Distribution Connection and Use of System Agreement (DCUSA)³:
 - Common Distribution Charging Methodology (CDCM); for Low Voltage (LV) and High Voltage (HV) Designated Properties as per DCUSA Schedule 16;
 - Extra High Voltage (EHV) Distribution Charging Methodology (EDCM); for Designated EHV Properties as per DCUSA Schedule 18;
 - Price Control Disaggregation Model (PCDM); for Discount Percentages used to calculate the LDNO Use of System charges in the CDCM and EDCM as per DCUSA Schedule 29.
- 1.4. Separate charges are calculated depending on the characteristics of the connection and whether the use of the Distribution System is for demand or generation purposes. Where a generation connection is seen to support the Distribution System the charges will be negative and the Supplier will receive credits for exported energy.
- 1.5. The application of charges to premises can usually be referenced using the Line Loss Factor Class (LLFC) contained in the charge tables. Further information on how to identify and calculate the charge that will apply for your premises is provided in the guidance notes in Appendix 2.

¹ Charges can be positive or negative.

² Known as adjustment factors in the Distribution Licence and commonly referred to as Loss Adjustment Factors. The schedule of Line Loss Factors will be provided in a revised statement shortly after the Line Loss Factors for the relevant year have been successfully audited by Elexon.

³ The Distribution and Connection Use of System Agreement (DCUSA) available from <http://www.dcusa.co.uk/SitePages/Documents/DCUSA-Documents.aspx>

- 1.6. All charges in this statement are shown **exclusive** of VAT. Invoices will include VAT at the applicable rate.
- 1.7. The annexes that form part of this statement are also available in spreadsheet format. This spreadsheet contains supplementary information used for charging purposes and a simple model to assist you to calculate charges. This spreadsheet can be downloaded from www.nationalgrid.co.uk.

Validity period

- 1.8. This charging statement is valid for services provided from the effective date stated on the front of the statement and remains valid until updated by a revised version or superseded by a statement with a later effective date.
- 1.9. When using this charging statement, care should be taken to ensure that the relevant statement or statements covering the period that is of interest are used.
- 1.10. Notice of any revision to the statement will be provided to Users of our Distribution System (with the exception of updates to Annex 6; New or Amended EHV Sites which will be published as an addendum). The latest statements can be downloaded from www.nationalgrid.co.uk.

Contact details

- 1.11. If you have any questions about this statement please contact us at this address:

Income Team
National Grid Electricity Distribution
Avonbank, Feeder Rd, Bristol
BS2 0TB
email: nged.pricing@nationalgrid.co.uk



- 1.12. All enquiries regarding connection agreements and changes to maximum capacities should be addressed to:

Connection Policy Engineer
National Grid Electricity Distribution
Herald Way, East Midlands Airport
Castle Donington
DERBY
DE74 2TU
email: nged.connections@nationalgrid.co.uk

- 1.13. For enquiries regarding certification of Non-Final Demand sites, please contact:

Income Team
National Grid Electricity Distribution
Avonbank, Feeder Rd, Bristol
BS2 0TB
email: nged.nonfinaldemand@nationalgrid.co.uk

1.14. For all other queries please contact our general enquiries telephone number:
0800 096 3080; lines are open 08:00 – 18:00 Monday to Friday.

1.15. You can also find us on Facebook  and 

2. Charge application and definitions

2.1. The following section details how the charges in this statement are applied and billed to Users of our Distribution System.

The supercustomer and site-specific billing approaches

2.2. We utilise two billing approaches depending on the type of metering data received:

- The 'Supercustomer' approach for Customers for whom we receive aggregated consumption data through Settlement; and
- The 'Site-specific' approach for Customers for whom we receive site-specific consumption data through Settlement.

2.3. We receive aggregated consumption data through Settlement for:

- Domestic and non-domestic Customers for whom Non-Half Hourly (NHH) metering data is used in Settlement (i.e. Customers with MPANs which are registered to Measurement Class A);
- Customers which are unmetered and are not settled as pseudo Half Hourly (HH) metered (i.e. Customers with MPANs which are registered to Measurement Class B);
- Domestic Customers for whom HH metering data is used in Settlement (i.e. Customers with MPANs which are registered to Measurement Class F); and
- Non-domestic Customers for whom HH metering data is used in Settlement and which have whole current (WC) metering (i.e. Customers with MPANs which are registered to Measurement Class G).

2.4. We receive site-specific consumption data through Settlement for:

- Customers for whom HH metering data is used in Settlement and which have current transformer (CT) metering (i.e. Customers with MPANs which are registered to Measurement Class C or E); and
- Customers which are unmetered and settled as pseudo HH metered (i.e. Customers with MPANs which are registered to Measurement Class D).

Supercustomer billing and payment

2.5. The Supercustomer approach makes use of aggregated data obtained from Suppliers using the 'Aggregated Distribution Use of System (DUoS) Report' data flow.

- 2.6. Invoices are calculated on a periodic basis and sent to each User for whom we transport electricity through our Distribution System. Invoices are reconciled over a period of approximately 14 months to reflect later and more accurate consumption figures.
- 2.7. The charges are applied on the basis of the LLFC assigned to the MPAN, and the units consumed within the time periods specified in Annex 1. These time periods are not the same as those indicated by the Time Pattern Regime (TPR) assigned to the Standard Settlement Configuration (SSC). All LLFCs are assigned at our sole discretion, based on the tariff application rules set out in the appropriate charging methodology or elsewhere in this statement. Please refer to the section 'Allocation of Charges' if you believe the allocated LLFC or tariff is incorrect.

Supercustomer charges

- 2.8. Supercustomer charges include the following components:
- a fixed charge, pence/MPAN/day, there will only be one fixed charge applied to each MPAN; and
 - unit charges, pence/kilowatt-hour (kWh); three unit charges will apply depending on the time of day and the type of tariff for which the MPAN is registered.
- 2.9. Users who wish to supply electricity to Customers for whom we receive aggregated data through Settlement (see paragraph 2.3) will be allocated the relevant charge structure set out in Annex 1.
- 2.10. Identification of the appropriate charge can be made by cross-reference to the LLFC.
- 2.11. Valid Settlement Profile Class (PC)/Standard Settlement Configuration (SSC)/Meter Timeswitch Code (MTC) combinations for LLFCs where the Metering System is Measurement Class A or B are detailed in Market Domain Data (MDD).
- 2.12. We do not apply a default tariff for invalid combinations.
- 2.13. The 'Domestic Aggregated (related MPAN)' and 'Non-Domestic Aggregated (related MPAN)' charges are supplementary to their respective primary MPAN charge.

Site-specific billing and payment

- 2.14. The site-specific billing and payment approach makes use of HH metering data at premises level received through Settlement.

- 2.15. Invoices are calculated on a periodic basis and sent to each User for whom we transport electricity through our Distribution System. Where an account is based on estimated data, the account shall be subject to any adjustment that may be necessary following the receipt of actual data from the User.
- 2.16. The charges are applied on the basis of the LLFCs assigned to the MPAN (or the (MSID) for Central Volume Allocation (CVA) sites), and the units consumed within the time periods specified in this statement.
- 2.17. All LLFCs are assigned at our sole discretion, based on the tariff application rules set out in the appropriate charging methodology or elsewhere in this statement. Please refer to the section 'Allocation of charges' if you believe the allocated LLFC or tariff is incorrect. Where an incorrectly applied LLFC is identified, we may at our sole discretion apply the correct LLFC and/or charges.

Site-specific billed charges

- 2.18. Site-specific billed charges for LV and HV Designated Properties may include the following components:
- a fixed charge, pence/MPAN/day or pence/MSID/day;
 - a capacity charge, pence/kilovolt-ampere (kVA)/day, for Maximum Import Capacity (MIC) and/or Maximum Export Capacity (MEC);
 - an excess capacity charge, pence/kVA/day, if a site exceeds its MIC and/or MEC;
 - three unit charges, pence/kWh, depending on the time of day and the type of tariff for which the MPAN is registered; and
 - a reactive power charge, pence/kilovolt-ampere reactive hour (kVArh), for each unit in excess of the reactive charge threshold.
- 2.19. Site-specific billed charges for properties that are under transitional protection arrangements for BSC Modification P432 or Market-wide half-hourly settlement (MHHS) will include only fixed and unit charges, in the same manner as Supercustomer charges, as described in 2.8.
- 2.20. Users who wish to supply electricity to Customers for whom we receive site-specific data through Settlement (see paragraph 2.4) will be allocated the relevant charge structure dependent upon the voltage and location of the Metering Point.
- 2.21. Fixed charges are generally levied on a pence per MPAN/MSID per day basis. Where two or more HH MPANs/MSIDs are located at the same point of

- connection (as identified in the Connection Agreement), with the same LLFC, and registered to the same Supplier, only one daily fixed charge will be applied.
- 2.22. LV and HV Designated Properties will be charged in accordance with the CDCM and allocated the relevant charge structure set out in Annex 1.
- 2.23. Designated EHV Properties will be charged in accordance with the EDCM and allocated the relevant charge structure set out in Annex 2.
- 2.24. Where LV and HV Designated Properties or Designated EHV Properties have more than one point of connection (as identified in the Connection Agreement) then separate charges will be applied to each point of connection.

Components of Charges

Application of Residual Charges

- 2.25. The following sections explain the application of residual charges.

Final Demand Sites

- 2.26. Residual charges are recovered through fixed charges for all Final Demand Sites. All Non-Final Demand Sites must submit a valid certificate, as described in Section 10, and upon receipt of a valid certificate will be allocated to the relevant No Residual tariff.
- 2.27. All Back-up Connections must provide clear supporting documentary evidence to the reasonable satisfaction of the LDNO, as described in Section 11, and upon receipt of sufficient evidence will be allocated to the relevant No Residual tariff,

Residual Charging Bands

- 2.28. Residual charges are applied to Final Demand Sites on a banded basis, with all sites in a given charge band receiving the same residual charge. Domestic customers have a single charging band.
- 2.29. There are four non-domestic charging bands for each of the following groups:
- Designated Properties connected at LV, billing with no MIC;
 - Designated Properties connected at LV, billing with MIC;
 - Designated Properties connected at HV; and
 - Designated EHV Properties.
- 2.30. All non-domestic Final Demand customers are allocated into one of the four charging bands, for each relevant charge structure.
- 2.31. The residual charging band boundaries are calculated nationally based upon data from all LDNOs. The method and timing for calculating the residual charging band

boundaries and the method and timing for allocating customers into the residual charging bands are set out in Schedule 32 of DCUSA.

- 2.32. The boundaries for the residual bands can be found in the 'Schedule of charges and other tables' spreadsheet on our website, as well as the mapping between the DUoS Tariff name and TNUOS site charging band.

Time periods

- 2.33. The time periods for the application of unit charges to metered LV and HV Designated Properties are detailed in Annex 1. We have not issued a notice to change the time bands.
- 2.34. The time periods for the application of unit charges to Unmetered Supply Exit Points are detailed in Annex 1. We have not issued a notice to change the time bands.
- 2.35. The time periods for the application of unit charges to Designated EHV Properties are detailed in Annex 2. We have not issued a notice to change the time bands.

Application of capacity charges

- 2.36. The following sections explain the application of capacity charges and exceeded capacity charges.

Chargeable capacity

- 2.37. The chargeable capacity is, for each billing period, the MIC/MEC, as detailed below.
- 2.38. The MIC/MEC will be agreed with us at the time of connection or pursuant to a later change in requirements. Following such an agreement (be it at the time of connection or later) no reduction in MIC/MEC will be allowed for a 12 month period.
- 2.39. Reductions to the MIC/MEC may only be permitted once in a 12 month period. Where the MIC/MEC is reduced the new lower level will be agreed with reference to the level of the Customer's maximum import and/or export demand respectively. The new MIC/MEC will be applied from the start of the next billing period after the date that the request was received. It should be noted that, where a new lower level is agreed, the original capacity may not be available in the future without the need for network reinforcement and associated charges.
- 2.40. In the absence of an agreement, the chargeable capacity, save for error or omission, will be based on the last MIC/MEC that we have previously agreed for the relevant premises' connection. A Customer can seek to agree or vary the MIC/MEC by contacting us using the contact details in section 1.12.

Exceeded capacity

2.41. Where a Customer takes additional unauthorised capacity over and above the MIC/MEC, the excess will be classed as exceeded capacity. The exceeded portion of the capacity will be charged at the excess capacity charge p/kVA/day rate, based on the difference between the MIC/MEC and the actual capacity used. This will be charged for the full duration of the billing period in which the breach occurs.

Demand exceeded capacity

$$\text{Demand exceeded capacity} = \max(2 \times \sqrt{AI^2 + \max(RI, RE)^2} - MIC, 0)$$

Where:

AI = Active import (kWh)

RI = Reactive import (kVArh)

RE = Reactive export (kVArh)

MIC = Maximum import capacity (kVA)

2.42. Only reactive import and reactive export values occurring at times of active import are used in the calculation. Where data for two or more MPANs is aggregated for billing purposes the HH consumption values are summated prior to the calculation above.

2.43. This calculation is completed for every half hour and the maximum value from the billing period is applied.

Generation exceeded capacity

$$\text{Generation exceeded capacity} = \max(2 \times \sqrt{AE^2 + \max(RI, RE)^2} - MEC, 0)$$

Where:

AE = Active export (kWh)

RI = Reactive import (kVArh)

RE = Reactive export (kVArh)

MEC = Maximum export capacity (kVA)

2.44. Only reactive import and reactive export values occurring at times of active export are used in the calculation. Where data for two or more MPANs is aggregated for billing purposes the HH consumption values occurring at times of kWh export are summated prior to the calculation above.

2.45. This calculation is completed for every half hour and the maximum value from the billing period is applied.

Standby capacity for additional security on site

2.46. Where standby capacity charges are applied, the charge will be set at the same rate as that applied to normal MIC. Should a Customer's request for additional security of supply require the provision of capacity from two different sources, we reserve the right to charge for the capacity held at each source.

Minimum capacity levels

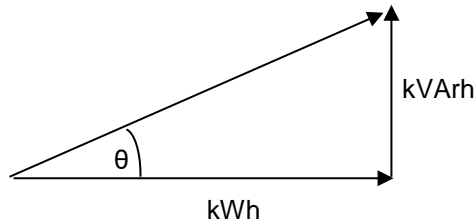
2.47. There is no minimum capacity threshold.

Application of charges for excess reactive power

2.48. When an individual HH metered MPAN's reactive power (measured in kVArh) at LV and HV Designated Properties exceeds 33% of its total active power (measured in kWh) in any given half hour, excess reactive power charges will apply. This threshold is equivalent to an average power factor of 0.95 during that half hour. Any reactive units in excess of the 33% threshold are charged at the rate appropriate to the particular charge.

2.49. Power Factor is calculated as follows:

$\text{Cos } \theta = \text{Power Factor}$



2.50. The chargeable reactive power is calculated as follows:

Demand chargeable reactive power

$$\text{Demand chargeable kVArh} = \max\left(\max(RI, RE) - \left(\sqrt{\left(\frac{1}{0.95^2} - 1\right)} \times AI\right), 0\right)$$

Where:

AI = Active import (kWh)

RI = Reactive import (kVArh)

RE = Reactive export (kVArh)

2.51. Only reactive import and reactive export values occurring at times of active import are used in the calculation. Where data for two or more MPANs is aggregated for billing purposes the HH consumption values are summated prior to the calculation above.

- 2.52. The square root calculation will be to two decimal places.
- 2.53. This calculation is completed for every half hour and the values summated over the billing period.

Generation chargeable reactive power

$$\text{Generation chargeable kVArh} = \max \left(\max(RI, RE) - \left(\sqrt{\left(\frac{1}{0.95^2} - 1 \right) \times AE}, 0 \right) \right)$$

Where:

AE = Active export (kWh)

RI = Reactive import (kVArh)

RE = Reactive export (kVArh)

- 2.54. Only reactive import and reactive export values occurring at times of active export are used in the calculation. Where data for two or more MPANs is aggregated for billing purposes the HH consumption values are summated prior to the calculation above.
- 2.55. The square root calculation will be to two decimal places.
- 2.56. This calculation is completed for every half hour and the values summated over the billing period.

Allocation of charges

- 2.57. It is our responsibility to apply the correct charges to each MPAN/MSID. The allocation of charges is based on the voltage of connection, import/export details including multiple MPANs, metering information and, for some tariffs, the metering location.
- 2.58. We are responsible for deciding the voltage of connection. Generally this is determined by where the metering is located and where responsibility for the electrical equipment transfers from us to the connected Customer.
- 2.59. We are also responsible for allocating non-domestic customers into their residual charging bands. Allocation into residual charging bands is determined by consumption for customers billed under the Supercustomer approach and for properties that are under transitional protection arrangements for BSC Modification P432 or Market-wide half-hourly settlement (MHHS), and by the MIC for all other customers billed under the site-specific approach.
- 2.60. The Supplier determines and provides us with the metering information and data to enable us to allocate charges. The metering information and data is likely to change over time if, for example, a Supplier changes an MPAN from non-

- domestic to domestic following a change of use at the premise. When we are notified this has happened we will change the allocation of charges accordingly.
- 2.61. If it has been identified that a charge may have been incorrectly allocated due to the metering information and/or data then a request for investigation should be made to the Supplier.
 - 2.62. Where it has been identified that a charge is likely to be incorrectly allocated due to the voltage of connection; import/export details; metering location; or allocation to residual charging band or any other relevant factor then a request to investigate the applicable charges should be made to us. Requests from persons other than the Customer or the current Supplier must be accompanied by a Letter of Authority from the Customer; the current Supplier must also acknowledge that they are aware a request has been made. Any request must be supported by an explanation of why it is believed that the current charge should be changed, along with supporting information including, where appropriate, photographs of metering positions or system diagrams. Any request to change the current charge that also includes a request for backdating must include justification as to why it is considered appropriate to backdate the change.
 - 2.63. Where a residual charging band allocation cannot be resolved, the dispute process provided within DCUSA Schedule 32 should be followed.
 - 2.64. An administration charge (covering our reasonable costs) may be made if a technical assessment or site visit is required, but we will not apply any charge where we agree to the change request.
 - 2.65. Where we agree that the current LLFC/charge should be changed, we will then allocate the appropriate set of charges for the connection. Any adjustment will be applied from the date of the request, back to either the date of the incorrect allocation, or up to the maximum period specified by the Limitation Act (1980) in England and Wales, which covers a six year period from the date of request whichever is the shorter.
 - 2.66. Any credit or additional charge will be issued to the relevant Supplier(s) effective during the period of the change.
 - 2.67. Should we reject the request (as per paragraph 2.62) a justification will be provided to the requesting party. We shall not unreasonably withhold or delay any decision on a request to change the charges applied and would expect to confirm our position on the request within three months of the date of request.

Generation charges for pre-2005 designated EHV properties

2.68. Designated EHV Properties that were connected to the Distribution System under a pre-2005 connection charging policy are eligible for exemption from Use of System (UoS) charges for generation unless one of the following criteria has been met:

- 25 years have passed since their first energisation/connection date (i.e. Designated EHV Properties with Connection Agreements dated prior to 1st April 2005, and for which 25 years has passed since their first energisation/connection date will receive UoS charges for generation from the next charging year following the expiry of their 25 years exemption, (starting 1st April), or
- the person responsible for the Designated EHV Property has provided notice to us that they wish to opt in to UoS charges for generation.

If a notice to opt in has been provided there will be no further opportunity to opt out.

2.69. Furthermore, if an exempt Customer makes an alteration to its export requirement then the Customer may be liable to be charged for the additional capacity required for energy imported or exported. For example, where a generator increases its export capacity the incremental increase in export capacity will attract UoS charges as with other non-exempt generators.

Provision of billing data

2.70. Where HH metering data is required for UoS charging and this is not provided in accordance with the BSC or DCUSA, such metering data shall be provided to us by the User of the system in respect of each calendar month within five working days of the end of that calendar month.

2.71. The metering data shall identify the amount of energy conveyed across the Metering System in each half hour of each day and shall separately identify active and reactive import and export. Metering data provided to us shall be consistent with that received through the metering equipment installed.

2.72. Metering data shall be provided in an electronic format specified by us from time to time and, in the absence of such specification, metering data shall be provided in a comma-separated text file in the format of data flow D0036⁴ (as agreed with us). The data shall be emailed to nged.duos@nationalgrid.co.uk.

2.73. We require details of reactive power imported or exported to be provided for all Measurement Class C and E sites. It is also required for CVA sites and Exempt

⁴ Data Transfer Catalogue available from <https://www.electralink.co.uk/dtc-catalogue>

Distribution Network boundaries with difference metering. We reserve the right to levy a charge on Users who fail to provide such reactive data. In order to estimate missing reactive data, a power factor of 0.9 lag will be applied to the active consumption in any half hour.

Out of area use of system charges

2.74. We do not operate networks outside our Distribution Services Area.

Licensed distribution network operator charges

2.75. Licensed Distribution Network Operator (LDNO) charges are applied to LDNOs who operate Embedded Networks within our Distribution Services Area.

2.76. The charge structure for LV and HV Designated Properties embedded in networks operated by LDNOs will mirror the structure of the 'All-the-way' charge and is dependent upon the voltage of connection of each embedded network to our Distribution System. The relevant charge structures are set out in Annex 4.

2.77. We do not apply a default tariff for invalid combinations.

2.78. The charge structure for Designated EHV Properties embedded in networks operated by LDNOs will be calculated individually using the EDCM. The relevant charge structures are set out in Annex 2.

2.79. For Nested Networks the relevant charging principles set out in DCUSA Schedule 21 will apply.

Licence exempt distribution networks

2.80. The Electricity and Gas (Internal Market) Regulations 2011⁵ introduced new obligations on owners of licence exempt distribution networks (sometimes called private networks) including a duty to facilitate access to electricity and gas suppliers for Customers within those networks.

2.81. When Customers (both domestic and commercial) are located within a licence exempt distribution network and require the ability to choose their own Supplier this is called 'third party access'. These embedded Customers will require an MPAN so that they can have their electricity supplied by a Supplier of their choice.

2.82. Licence exempt distribution networks owners can provide third party access using either full settlement metering or the difference metering approach⁶.

⁵ The Electricity and Gas (Internal Market) Regulations 2011 available from <http://www.legislation.gov.uk/ukxi/2011/2704/contents/made>

⁶ Elexon's guide is available from <https://bscdocs.elexon.co.uk/guidance-notes/third-party-access-to-licence-exempt-distribution-networks>

Full settlement metering

2.83. This is where a licence exempt distribution network is set up so that each embedded installation has an MPAN and Metering System and therefore all Customers purchase electricity from their chosen Supplier. In this case there are no Settlement Metering Systems at the boundary between the licensed Distribution System and the licence exempt distribution network.

2.84. In this approach our UoS charges will be applied to each MPAN.

Difference metering

2.85. This is where one or more, but not all, Customers on a licence exempt distribution network choose their own Supplier for electricity supply to their premises. Under this approach, the Customers requiring third party access on the licence exempt distribution network will have their own MPAN and must have a HH Metering System.

Shared Metering

2.86. This is where one or more Customers on a licence exempt distribution network choose their own Supplier for electricity supply to their premises, and the active import and/or active export meter readings at the boundary are apportioned between the Suppliers. Under this approach, the Customers requiring third party access on the licence exempt distribution network will have their own MPAN and must have a HH Metering System.

2.87. In this approach our UoS charges will be applied to each MPAN.

Gross settlement

2.88. Where one of our MPANs (Prefix 21) is embedded within a licence exempt distribution network connected to our Distribution System, and difference metering is in place for Settlement purposes and we receive gross measurement data for the boundary MPAN, we will continue to charge the boundary MPAN Supplier for use of our Distribution System. No charges will be levied by us directly to the Customer or Supplier of the embedded MPAN(s) connected within the licence exempt distribution network.

2.89. We require that gross metered data for the boundary of the connection is provided to us. Until a new industry data flow is introduced for the sending of such gross data, gross metered data shall:

- be provided in a text file in the format of the D0036 data flow;
- the text file shall be emailed to nged.duos@nationalgrid.co.uk.

- the title of the email should also contain the phrase “gross data for difference metered private network” and contain the metering reference specified by us in place of the Settlement MPAN; and
 - the text filename shall be formed of the metering reference specified by us followed by a hyphen and followed by a timestamp in the format YYYYMMDDHHMMSS and followed by “.txt”.
- 2.90. For the avoidance of doubt, the reduced difference metered measurement data for the boundary connection that is to enter Settlement should continue to be sent using the Settlement MPAN.

Net settlement

- 2.91. Where one of our MPANs (Prefix 21) is embedded within a licence exempt distribution network connected to one of our Distribution Systems, and difference metering is in place for Settlement purposes, and we do **not** receive gross measurement data for the boundary MPAN, we will charge the boundary MPAN Supplier based on the net measurement for use of our Distribution System. Charges will also be levied directly to the Supplier of the embedded MPAN(s) connected within the licence exempt distribution network based on the actual data received.

3. Schedule of charges for use of the distribution system

- 3.1. Tables listing the charges for use of our Distribution System are published in annexes to this document.
- 3.2. These charges are also listed in a spreadsheet which is published with this statement and can be downloaded from www.nationalgrid.co.uk.
- 3.3. Annex 1 contains the charges applied to LV and HV Designated Properties.
- 3.4. Annex 2 contains the charges applied to our Designated EHV Properties and charges applied to LDNOs for Designated EHV Properties connected to their Distribution Systems.
- 3.5. Annex 3 contains details of any preserved and additional charges that are valid at this time. Preserved charges are mapped to an appropriate charge and are closed to new Customers.
- 3.6. Annex 4 contains the charges applied to LDNOs in respect of LV and HV Designated Properties connected to their Distribution Systems.

4. Schedule of line loss factors

Role of line loss factors in the supply of electricity

- 4.1. Electricity entering or exiting our Distribution System is adjusted to take account of energy that is lost⁷ as it is distributed through the network. This adjustment does not affect distribution charges but is used in energy settlement to take metered consumption to a notional Grid Supply Point so that Suppliers' purchases take account of the energy lost on the Distribution System.
- 4.2. We are responsible for calculating the Line Loss Factors (LLFs) and providing these to Elexon. Elexon is the company that manages the BSC.
- 4.3. LLFs are used to adjust the Metering System volumes to take account of losses on the Distribution System.

Calculation of line loss factors

- 4.4. LLFs are calculated in accordance with BSCP128, which sets out the procedure and principles with which our LLF methodology must comply. It also defines the procedure and timetable by which LLFs are reviewed and submitted.
- 4.5. LLFs are calculated for a set number of time periods during the year using either a generic or site-specific method. The generic method is used for sites connected at LV or HV and the site-specific method is used for sites connected at EHV or where a request for site-specific LLFs has been agreed. Generic LLFs will be applied as a default to all new EHV sites until sufficient data is available for a site-specific calculation.

Where the usage profile for a given site contains insufficiently large consumption or generation volumes to enable calculation of realistic site-specific LLFs then a default calculation, or default replacement process shall be undertaken.

A default replacement process shall be deemed to have been undertaken if a generic methodology is used where the following applies:

- (a) A Site has multiple connections to the total system and the primary connection is at EHV but there is a subordinate connection that is not connected at EHV, then a generic methodology may be used for the subordinate connection (even if a site-specific LLF is used for the Site's primary connection); and
- (b) The connection has a capacity of less than or equal to 1MVA

⁷ Energy can be lost for technical and non-technical reasons and losses normally occur by heat dissipation through power flowing in conductors and transformers. Losses can also reduce if a customer's action reduces power flowing in the distribution network. This might happen when a customer generates electricity and the produced energy is consumed locally.

The definition of EHV used for LLF purposes differs from the definition used for defining Designated EHV Properties in the EDCM. The definition used for LLF purposes can be found in our LLF methodology, which can be found on the Elexon website⁸.

Publication of line loss factors

- 4.6. The LLFs used in Settlement are published on the Elexon Portal⁹. The website contains the LLFs in standard industry data formats and in a summary form. A user guide with details on registering and using the portal is also available.
- 4.7. BSCP128 sets out the timetable by which LLFs are submitted and audited. The submission and audit occurs between September and December in the year prior to the LLFs becoming effective. Only after the completion of the audit at the end of December and BSC approval are the final LLFs published.
- 4.8. As this statement is published a complete year before the LLFs for the charging year have been produced, Annex 5 is intentionally left blank. This statement will be reissued with Annex 5 populated once the LLFs have been calculated and audited. This should typically be more than three months prior to the statement coming into force.
- 4.9. When using the tables in Annex 5, reference should be made to the LLFC allocated to the MPAN to find the appropriate values.

⁸ BSCP128: Production, Submission, Audit and Approval of Line Loss Factors
<https://www.elexon.co.uk/csdl/bscp128-production-submission-audit-and-approval-of-line-loss-factors/>

⁹ The Elexon Portal can be accessed from www.elexonportal.co.uk

5. Notes for Designated EHV Properties

EDCM nodal costs

- 5.1. A table is provided in the accompanying spreadsheet which shows the underlying Long Run Incremental Cost Pricing (LRIC) nodal costs used to calculate the current EDCM charges. This spreadsheet is available to download from our website www.nationalgrid.co.uk.
- 5.2. These are illustrative of the modelled costs at the time that this statement was published. A new connection will result in changes to current network utilisations, which will then form the basis of future prices. The charge determined in this statement will not necessarily be the charge in subsequent years because of the interaction between new and existing network connections and any other changes made to our Distribution System which may affect charges.

Charges for new Designated EHV Properties

- 5.3. Charges for any new Designated EHV Properties calculated after publication of the current statement will be published on our website in an addendum to that statement as and when necessary. The addendum will include charge information of the type found in Annex 2, and LLFs as found in Annex 5.
- 5.4. The form of the addendum is detailed in Annex 6 to this statement.
- 5.5. The new Designated EHV Properties' charges will be added to Annex 2 in the next full statement released.

Charges for amended Designated EHV Properties

- 5.6. Where an existing Designated EHV Property is modified and energised in the charging year, we may revise the EDCM charges for the modified Designated EHV Property. If revised charges are appropriate, an addendum will be sent to all relevant parties and published as a revised 'Schedule of Charges and other tables' spreadsheet on our website. The modified Designated EHV Property charges will be added to Annex 2 in the next full statement released.

Demand-side management

- 5.7. New or existing Designated EHV Property Customers may wish to offer part of their Maximum Import Capacity to be interruptible by us under a Demand Side Management (DSM) agreement (for the management of network loading) in order to benefit from any reduced UoS charges calculated using the EDCM.
- 5.8. Several options exist in which we may agree for some or the entire Maximum Import Capacity to be interruptible. Under the EDCM the applicable demand capacity costs would be based on the Maximum Import Capacity minus the capacity subject to interruption.

- 5.9. If you are interested in making part or all of your Maximum Import Capacity interruptible as an integral irrevocable feature of a new connection or modification to an existing connection you should in the first instance contact our connections function;
- Online at <https://connections.nationalgrid.co.uk/>
 - By email at nged.newsupplies@nationalgrid.co.uk
 - By telephone on 0800 096 3080

You must make an express statement in your application that you have an interest in some or all of the Maximum Import Capacity being interruptible for active network management purposes.

- 5.10. If you are proactively interested in voluntarily but revocably offering to make some or all of your existing connection's Maximum Import Capacity interruptible you should in the first instance contact our Income Manager at the address in paragraph 1.11.
- 5.11. No adjustments are made in the EDCM for interruptible Maximum Export Capacity under Generation Side Management (GSM) agreements.
- 5.12. We also engage flexibility services from customers on a commercial basis, without adjustments in the EDCM. If you are interested in offering such services, please visit <https://www.flexiblepower.co.uk> or contact nged.flexiblepower@nationalgrid.co.uk

6. Electricity distribution rebates

- 6.1. We have neither given nor announced any DUoS rebates to Users in the 12 months preceding the date of publication of this version of the statement.

7. Accounting and administration services

- 7.1. We reserve the right to impose payment default remedies. The remedies are as set out in DCUSA where applicable or else as detailed in the following paragraph.
- 7.2. If any invoices that are not subject to a valid dispute remain unpaid on the due date, late payment interest (calculated at base rate plus 8%) and administration charges may be imposed.
- 7.3. Our administration charges are detailed in the following table. These charges are set at a level which is in line with the Late Payment of Commercial Debts Act;

| Size of Unpaid Debt | Late Payment Fee |
|----------------------------|-------------------------|
| Up to £999.99 | £40.00 |
| £1,000 to £9,999.99 | £70.00 |
| £10,000 or more | £100.00 |

8. Charges for electrical plant provided ancillary to the grant of use of system

- 8.1. None.

9. Schedule of fixed adders to recover Supplier of Last Resort and Eligible Bad Debt pass-through costs

Supplier of Last Resort

- 9.1. In accordance with Standard Condition 38B 'Last Resort Supply Payment Claims' ('SLC38B') and Special Condition 6 'Pass-through expenditure' ('SpC6') of our Electricity Distribution Licence, our charges will recover the amount of payments in Regulatory Year t made in response to Last Resort Supply Payment claims.

Eligible Bad Debt

- 9.2. In accordance with SpC6, our charges will recover the amount of use of system bad debt the Authority has consented to be recovered. This represents use of system bad debt our charges are recovering on behalf of Independent Distribution Network Operators (IDNOs), in accordance with Standard Licence

Condition 38C 'Treatment of Valid Bad Debt Claims' ('SLC38C'), and specifically paragraph 4 of that condition.

Tables of Fixed Adders

- 9.3. Tables listing the charges to recover Supplier of Last Resort and Eligible Bad Debt pass-through costs are published in Annex 7 to this document. The charges are shown for information only and are already included in the final charges.

10. Non-Final Demand Sites

Charges for Non-Final Demand Sites

10.1. A Non-Final Demand Site is charged an import tariff that excludes the residual cost element of charges. If the User wishes for a property to qualify for allocation to these tariffs, then the User must submit certification declaring that the property meets the required criteria as per DCUSA.

Process for submitting certification

10.2. This certification should take the form as set out in Appendix 3 and be submitted to us using the contact details in 1.123.

We may, at our discretion, request a signed paper certificate from the User, in place of an electronic version. If requested, paper certification should be posted to the contact details in 1.12.

10.3. Users should undertake reasonable endeavours to ensure the facts attested to in the certification are true. We may request documentation evidencing these endeavours, including where appropriate, photographs of metering positions or system diagrams, following receipt of the certification.

10.4. If we determine that the documentation provided does not sufficiently evidence the undertaking of reasonable endeavours, does not support the facts attested to in the certification, or if no documentation is received, we may at our discretion reject the certification as invalid. If the certification is rejected as invalid, then the property will not qualify as a Non-Final Demand Site.

Application of charges for Non-Final Demand Sites

10.5. A property will only be deemed to qualify as a Non-Final Demand Site, and be allocated charges as such, from the date on which we receive valid certification.

10.6. If a property that has previously been certified as a Non-Final Demand Site no longer satisfies the criteria as per DCUSA, then the User must inform us immediately.

10.7. For a property that has been previously certified as a Non-Final Demand Site, we will continue to apply the relevant no residual import tariff without the requirement for further certification, except in any one of the following circumstances:

- Where we have reason to believe that the property no longer qualifies as a Non-Final Demand Site; or
- Significant time has passed since the certification was submitted; or
- Where there is a change to the connection characteristics i.e. capacity change.

If such circumstances occur, we may request re-certification of the site, or reject the certification as invalid at our discretion.

10.8. When a property no longer meets the required criteria to qualify as a Non-Final Demand Site, we will change the allocation of charges accordingly from that point.

10.9. Please refer to the section 'Allocation of charges' if you believe the property has been incorrectly not allocated charges as a Non-Final Demand Site.

11. Back-up Connections

Charges for Back-up Connections

11.1. A Back-up Connection is charged an import tariff that excludes the residual cost element of charges. If the User wishes for a MPAN/MSID to qualify for allocation to these tariffs, then the User must provide evidence necessary to satisfy the definition of Back-up Connection as per DCUSA.

Process for providing evidence

11.2. Users should undertake reasonable endeavours to ensure the facts attested to in the request are true. We may request documentation evidencing these endeavours, including where appropriate, photographs of metering positions or system diagrams.

11.3. If we determine that the documentation provided does not sufficiently evidence the undertaking of reasonable endeavours, does not support the facts attested to in the request, or if no documentation is received, we may at our discretion reject the evidence as invalid. If the evidence is rejected as invalid, then the property will not qualify as a Back-up Connection.

Application of charges for Back-up Connections

11.4. A MPAN/MSID will only be deemed to qualify as a Back-up Connection, and be allocated charges as such, from the first of the month following the date on which we receive valid evidence.

11.5. If a MPAN/MSID that has previously been appointed as a Back-up Connection no longer satisfies the criteria as per DCUSA, then the User must inform us immediately.

11.6. For a MPAN/MSID that has been previously certified as a Back-up Connection, we will continue to apply the relevant no residual import tariff without the requirement for further certification, except in any one of the following circumstances:

- Where we have reason to believe that the MPAN/MSID no longer qualifies as a Back-up Connection; or
- Significant time has passed since the evidence was submitted; or
- Where there is a change to the connection characteristics i.e. capacity change.

If such circumstances occur, we may request evidence to be provided again for the site, or reject the evidence as invalid at our discretion.

11.7. When a MPAN/MSID no longer meets the required criteria to qualify as a Back-up Connection, we will change the allocation of charges accordingly from that point.

11.8. Please refer to the section 'Incorrectly allocated charges' if you believe the MPAN/MSID has been incorrectly not allocated charges as a Back-up Connection.

Appendix 1 - Glossary

1.1. The following definitions, which can extend to grammatical variations and cognate expressions, are included to aid understanding:

| Term | Definition |
|-------------------------------------------------|----------------------------------------------------------------------------------------------------------------------------------------------------------------------------------------------------------------------------------------------------------------------------------------------------------------------------------------------------------------------------------------------------------------------------------------------------------------------------------------------------------------------------------------------------------------|
| All-the-way Charge | A charge that is applicable to an end user rather than an LDNO. An end user in this context is a Supplier/User who has a registered MPAN or MSID and is using the Distribution System to transport energy on behalf of a Customer. |
| Back-up Connection | As defined in DCUSA Schedule 32. |
| Balancing and Settlement Code (BSC) | The BSC contains the governance arrangements for electricity balancing and settlement in Great Britain. An overview document is available from www.elexon.co.uk/ELEXON Documents/trading_arrangements.pdf . |
| Balancing and Settlement Code Procedure (BSCP) | A document of that title, as established or adopted and from time to time modified by the Panel in accordance with The Code, setting out procedures to be complied with (by Parties, Party Agents, BSC Agents, BSCCo, the Panel and others) in, and other matters relating to, the implementation of The Code; |
| Common Distribution Charging Methodology (CDCM) | The CDCM used for calculating charges to Designated Properties as required by standard licence condition 13A of the Electricity Distribution Licence. |
| Connection Agreement | An agreement between an LDNO and a Customer which provides that that Customer has the right for its connected installation to be and remain directly or indirectly connected to that LDNO's Distribution System |
| Central Volume Allocation (CVA) | As defined in the BSC. |
| Customer | A person to whom a User proposes to supply, or for the time being supplies, electricity through an exit point, or from who, a User or any relevant exempt supplier, is entitled to recover charges, compensation or an account of profits in respect of electricity supplied through an exit point; Or A person from whom a User purchases, or proposes to purchase, electricity, at an entry point (who may from time to time be supplied with electricity as a Customer of that User (or another electricity supplier) through an exit point). |
| Designated EHV Properties | As defined in standard condition 13B of the Electricity Distribution Licence. |
| Designated Properties | As defined in standard condition 13A of the Electricity Distribution Licence. |

| Term | Definition |
|-------------------------------------------------------------|-------------------------------------------------------------------------------------------------------------------------------------------------------------------------------------------------------------------------------------------------------------------------------------|
| Distribution Connection and Use of System Agreement (DCUSA) | <p>The DCUSA is a multi-party contract between the licensed electricity distributors, suppliers, generators and Offshore Transmission Owners of Great Britain.</p> <p>It is a requirement that all licensed electricity distributors and suppliers become parties to the DCUSA.</p> |

| Term | Definition | | | | | | | | | | | | | | | | | | | | | | | | | | | | | | | | | | | | | | | | | | | | | | | | | | | | | | | | | | | | | | | | | | | | | | | | | | | | | | | | | | | | | | | |
|-----------------|-------------------------------------------------------------------------------------------------------------------------------------------------------------------------------------------------------------------------------------------------------------------------------------------------------------------------------------------------------------------------------------------------------------------------------------------------------------------------------------------------------------------------------------------------------------------------------------------------------------------------------------------------------------------------------------------------------------------------------------------------------------------------------------------------------------------------------------------------------------------------------------------------------------------------------------------------------------------------------------------------------------------------------------------------------------------------------------------------------------------------------------------------------------------------------------------------------------------------------------------------------------------------------------------------------------------------------------------------------------------------------------------------------------------------------------------------------------------------------------------------------------------------------------------------------------------------------------------------------------------------------------------------------------------------------------------------------------------------------------------------------------------------------------------------------------------------------------------------------------------------------------------------------------------------------------------------------------------------------------------------------------------------------------------------------------------------------------------------------------------------------------------------------------------------------------------------------------------------------------------------------------------------------------------------------------------------------------------------------------------------------------------------------------------------------------------------------------------------------------------------------------------------------------------------------------------------------|----------------------------------------------------------------|------------------------------------------------|---------|----|-----------------|-------------------|----|---------------|----------------------------------------|----|--------|-------------------|----|----------------------------|----------------|----|----------|----------------------------------------|----|----------|--------------------|----|---------------|------------------------|----|----------------------------------------------------------------|------------------------------------------------|----|----------------|----------------|----|--------------------|-------------------|----|----------------------------------------------------------|------------------------------------------|----|-------------|----------------------------------------|----|---------------|----------------------------------------|----|-----------|--------------------|----|-----|----------------------------|----|-----|-----------------|----|-----|----------------------------|----|-----|-------------------------------------|----|-----|---------------------------|----|-----|-------------------------------|----|-----|---------------------------|----|-----|--------------------------------|----|-----|----------------------------|----|-----|-------------------------------|----|-----|--------------------------------|----|-----|-------------------------|----|-----|------------------------|----|-----|----------------------|
| Distributor IDs | <p>These are unique IDs that can be used, with reference to the MPAN, to identify your LDNO. The charges for other network operators can be found on their website.</p> | | | | | | | | | | | | | | | | | | | | | | | | | | | | | | | | | | | | | | | | | | | | | | | | | | | | | | | | | | | | | | | | | | | | | | | | | | | | | | | | | | | | | | | |
| | <table border="1"> <thead> <tr> <th data-bbox="655 239 730 297">ID</th> <th data-bbox="730 239 1075 297">Distribution Service Area</th> <th data-bbox="1075 239 1393 297">Company</th> </tr> </thead> <tbody> <tr> <td>10</td> <td>East of England</td> <td>UK Power Networks</td> </tr> <tr> <td>11</td> <td>East Midlands</td> <td>National Grid Electricity Distribution</td> </tr> <tr> <td>12</td> <td>London</td> <td>UK Power Networks</td> </tr> <tr> <td>13</td> <td>Merseyside and North Wales</td> <td>Scottish Power</td> </tr> <tr> <td>14</td> <td>Midlands</td> <td>National Grid Electricity Distribution</td> </tr> <tr> <td>15</td> <td>Northern</td> <td>Northern Powergrid</td> </tr> <tr> <td>16</td> <td>North Western</td> <td>Electricity North West</td> </tr> <tr> <td>17</td> <td>Scottish Hydro Electric (and embedded networks in other areas)</td> <td>Scottish Hydro Electric Power Distribution plc</td> </tr> <tr> <td>18</td> <td>South Scotland</td> <td>Scottish Power</td> </tr> <tr> <td>19</td> <td>South East England</td> <td>UK Power Networks</td> </tr> <tr> <td>20</td> <td>Southern Electric (and embedded networks in other areas)</td> <td>Southern Electric Power Distribution plc</td> </tr> <tr> <td>21</td> <td>South Wales</td> <td>National Grid Electricity Distribution</td> </tr> <tr> <td>22</td> <td>South Western</td> <td>National Grid Electricity Distribution</td> </tr> <tr> <td>23</td> <td>Yorkshire</td> <td>Northern Powergrid</td> </tr> <tr> <td>24</td> <td>All</td> <td>Independent Power Networks</td> </tr> <tr> <td>25</td> <td>All</td> <td>ESP Electricity</td> </tr> <tr> <td>26</td> <td>All</td> <td>Energetics Electricity Ltd</td> </tr> <tr> <td>27</td> <td>All</td> <td>The Electricity Network Company Ltd</td> </tr> <tr> <td>29</td> <td>All</td> <td>Harlaxton Energy Networks</td> </tr> <tr> <td>30</td> <td>All</td> <td>Peel Electricity Networks Ltd</td> </tr> <tr> <td>31</td> <td>All</td> <td>UK Power Distribution Ltd</td> </tr> <tr> <td>32</td> <td>All</td> <td>Energy Assets Networks Limited</td> </tr> <tr> <td>33</td> <td>All</td> <td>Eclipse Power Networks Ltd</td> </tr> <tr> <td>34</td> <td>All</td> <td>Murphy Power Distribution Ltd</td> </tr> <tr> <td>35</td> <td>All</td> <td>Fulcrum Electricity Assets Ltd</td> </tr> <tr> <td>36</td> <td>All</td> <td>Vattenfall Networks Ltd</td> </tr> <tr> <td>37</td> <td>All</td> <td>Forbury Assets Limited</td> </tr> <tr> <td>38</td> <td>All</td> <td>Indigo Power Limited</td> </tr> </tbody> </table> | ID | Distribution Service Area | Company | 10 | East of England | UK Power Networks | 11 | East Midlands | National Grid Electricity Distribution | 12 | London | UK Power Networks | 13 | Merseyside and North Wales | Scottish Power | 14 | Midlands | National Grid Electricity Distribution | 15 | Northern | Northern Powergrid | 16 | North Western | Electricity North West | 17 | Scottish Hydro Electric (and embedded networks in other areas) | Scottish Hydro Electric Power Distribution plc | 18 | South Scotland | Scottish Power | 19 | South East England | UK Power Networks | 20 | Southern Electric (and embedded networks in other areas) | Southern Electric Power Distribution plc | 21 | South Wales | National Grid Electricity Distribution | 22 | South Western | National Grid Electricity Distribution | 23 | Yorkshire | Northern Powergrid | 24 | All | Independent Power Networks | 25 | All | ESP Electricity | 26 | All | Energetics Electricity Ltd | 27 | All | The Electricity Network Company Ltd | 29 | All | Harlaxton Energy Networks | 30 | All | Peel Electricity Networks Ltd | 31 | All | UK Power Distribution Ltd | 32 | All | Energy Assets Networks Limited | 33 | All | Eclipse Power Networks Ltd | 34 | All | Murphy Power Distribution Ltd | 35 | All | Fulcrum Electricity Assets Ltd | 36 | All | Vattenfall Networks Ltd | 37 | All | Forbury Assets Limited | 38 | All | Indigo Power Limited |
| | ID | Distribution Service Area | Company | | | | | | | | | | | | | | | | | | | | | | | | | | | | | | | | | | | | | | | | | | | | | | | | | | | | | | | | | | | | | | | | | | | | | | | | | | | | | | | | | | | | | |
| | 10 | East of England | UK Power Networks | | | | | | | | | | | | | | | | | | | | | | | | | | | | | | | | | | | | | | | | | | | | | | | | | | | | | | | | | | | | | | | | | | | | | | | | | | | | | | | | | | | | | |
| | 11 | East Midlands | National Grid Electricity Distribution | | | | | | | | | | | | | | | | | | | | | | | | | | | | | | | | | | | | | | | | | | | | | | | | | | | | | | | | | | | | | | | | | | | | | | | | | | | | | | | | | | | | | |
| | 12 | London | UK Power Networks | | | | | | | | | | | | | | | | | | | | | | | | | | | | | | | | | | | | | | | | | | | | | | | | | | | | | | | | | | | | | | | | | | | | | | | | | | | | | | | | | | | | | |
| | 13 | Merseyside and North Wales | Scottish Power | | | | | | | | | | | | | | | | | | | | | | | | | | | | | | | | | | | | | | | | | | | | | | | | | | | | | | | | | | | | | | | | | | | | | | | | | | | | | | | | | | | | | |
| | 14 | Midlands | National Grid Electricity Distribution | | | | | | | | | | | | | | | | | | | | | | | | | | | | | | | | | | | | | | | | | | | | | | | | | | | | | | | | | | | | | | | | | | | | | | | | | | | | | | | | | | | | | |
| | 15 | Northern | Northern Powergrid | | | | | | | | | | | | | | | | | | | | | | | | | | | | | | | | | | | | | | | | | | | | | | | | | | | | | | | | | | | | | | | | | | | | | | | | | | | | | | | | | | | | | |
| | 16 | North Western | Electricity North West | | | | | | | | | | | | | | | | | | | | | | | | | | | | | | | | | | | | | | | | | | | | | | | | | | | | | | | | | | | | | | | | | | | | | | | | | | | | | | | | | | | | | |
| | 17 | Scottish Hydro Electric (and embedded networks in other areas) | Scottish Hydro Electric Power Distribution plc | | | | | | | | | | | | | | | | | | | | | | | | | | | | | | | | | | | | | | | | | | | | | | | | | | | | | | | | | | | | | | | | | | | | | | | | | | | | | | | | | | | | | |
| | 18 | South Scotland | Scottish Power | | | | | | | | | | | | | | | | | | | | | | | | | | | | | | | | | | | | | | | | | | | | | | | | | | | | | | | | | | | | | | | | | | | | | | | | | | | | | | | | | | | | | |
| | 19 | South East England | UK Power Networks | | | | | | | | | | | | | | | | | | | | | | | | | | | | | | | | | | | | | | | | | | | | | | | | | | | | | | | | | | | | | | | | | | | | | | | | | | | | | | | | | | | | | |
| | 20 | Southern Electric (and embedded networks in other areas) | Southern Electric Power Distribution plc | | | | | | | | | | | | | | | | | | | | | | | | | | | | | | | | | | | | | | | | | | | | | | | | | | | | | | | | | | | | | | | | | | | | | | | | | | | | | | | | | | | | | |
| | 21 | South Wales | National Grid Electricity Distribution | | | | | | | | | | | | | | | | | | | | | | | | | | | | | | | | | | | | | | | | | | | | | | | | | | | | | | | | | | | | | | | | | | | | | | | | | | | | | | | | | | | | | |
| | 22 | South Western | National Grid Electricity Distribution | | | | | | | | | | | | | | | | | | | | | | | | | | | | | | | | | | | | | | | | | | | | | | | | | | | | | | | | | | | | | | | | | | | | | | | | | | | | | | | | | | | | | |
| | 23 | Yorkshire | Northern Powergrid | | | | | | | | | | | | | | | | | | | | | | | | | | | | | | | | | | | | | | | | | | | | | | | | | | | | | | | | | | | | | | | | | | | | | | | | | | | | | | | | | | | | | |
| | 24 | All | Independent Power Networks | | | | | | | | | | | | | | | | | | | | | | | | | | | | | | | | | | | | | | | | | | | | | | | | | | | | | | | | | | | | | | | | | | | | | | | | | | | | | | | | | | | | | |
| | 25 | All | ESP Electricity | | | | | | | | | | | | | | | | | | | | | | | | | | | | | | | | | | | | | | | | | | | | | | | | | | | | | | | | | | | | | | | | | | | | | | | | | | | | | | | | | | | | | |
| | 26 | All | Energetics Electricity Ltd | | | | | | | | | | | | | | | | | | | | | | | | | | | | | | | | | | | | | | | | | | | | | | | | | | | | | | | | | | | | | | | | | | | | | | | | | | | | | | | | | | | | | |
| | 27 | All | The Electricity Network Company Ltd | | | | | | | | | | | | | | | | | | | | | | | | | | | | | | | | | | | | | | | | | | | | | | | | | | | | | | | | | | | | | | | | | | | | | | | | | | | | | | | | | | | | | |
| | 29 | All | Harlaxton Energy Networks | | | | | | | | | | | | | | | | | | | | | | | | | | | | | | | | | | | | | | | | | | | | | | | | | | | | | | | | | | | | | | | | | | | | | | | | | | | | | | | | | | | | | |
| | 30 | All | Peel Electricity Networks Ltd | | | | | | | | | | | | | | | | | | | | | | | | | | | | | | | | | | | | | | | | | | | | | | | | | | | | | | | | | | | | | | | | | | | | | | | | | | | | | | | | | | | | | |
| | 31 | All | UK Power Distribution Ltd | | | | | | | | | | | | | | | | | | | | | | | | | | | | | | | | | | | | | | | | | | | | | | | | | | | | | | | | | | | | | | | | | | | | | | | | | | | | | | | | | | | | | |
| | 32 | All | Energy Assets Networks Limited | | | | | | | | | | | | | | | | | | | | | | | | | | | | | | | | | | | | | | | | | | | | | | | | | | | | | | | | | | | | | | | | | | | | | | | | | | | | | | | | | | | | | |
| | 33 | All | Eclipse Power Networks Ltd | | | | | | | | | | | | | | | | | | | | | | | | | | | | | | | | | | | | | | | | | | | | | | | | | | | | | | | | | | | | | | | | | | | | | | | | | | | | | | | | | | | | | |
| | 34 | All | Murphy Power Distribution Ltd | | | | | | | | | | | | | | | | | | | | | | | | | | | | | | | | | | | | | | | | | | | | | | | | | | | | | | | | | | | | | | | | | | | | | | | | | | | | | | | | | | | | | |
| | 35 | All | Fulcrum Electricity Assets Ltd | | | | | | | | | | | | | | | | | | | | | | | | | | | | | | | | | | | | | | | | | | | | | | | | | | | | | | | | | | | | | | | | | | | | | | | | | | | | | | | | | | | | | |
| | 36 | All | Vattenfall Networks Ltd | | | | | | | | | | | | | | | | | | | | | | | | | | | | | | | | | | | | | | | | | | | | | | | | | | | | | | | | | | | | | | | | | | | | | | | | | | | | | | | | | | | | | |
| | 37 | All | Forbury Assets Limited | | | | | | | | | | | | | | | | | | | | | | | | | | | | | | | | | | | | | | | | | | | | | | | | | | | | | | | | | | | | | | | | | | | | | | | | | | | | | | | | | | | | | |
| | 38 | All | Indigo Power Limited | | | | | | | | | | | | | | | | | | | | | | | | | | | | | | | | | | | | | | | | | | | | | | | | | | | | | | | | | | | | | | | | | | | | | | | | | | | | | | | | | | | | | |

| Term | Definition |
|----------------------------------------------|--------------------------------------------------------------------------------------------------------------------------------------------------------------------------------------------------------------------------------------------------------------------------------------------------------------------------------------------------------------------------------------------------------------------------------------------------------------------------------------------------------------------------------------------------------------------------------------------------------------------------------------------------------------------------------------------------------------------------------------------------------------------------------------------------------------------------------------------------------------------------------------------------------------------------|
| Distribution Network Operator (DNO) | An electricity distributor that operates one of the 14 distribution services areas and in whose Electricity Distribution Licence the requirements of Section B of the standard conditions of that licence have effect. |
| Distribution Services Area | The area specified by the Gas and Electricity Markets Authority within which each DNO must provide specified distribution services. |
| Distribution System | <p>The system consisting (wholly or mainly) of electric lines owned or operated by an authorised distributor that is used for the distribution of electricity from:</p> <ul style="list-style-type: none"> • Grid Supply Points or generation sets or other entry points <p>to the points of delivery to:</p> <ul style="list-style-type: none"> • Customers or Users or any transmission licensee in its capacity as operator of that licensee's transmission system or the Great Britain (GB) transmission system and includes any remote transmission assets (owned by a transmission licensee within England and Wales) that are operated by that authorised distributor and any electrical plant, electricity meters, and metering equipment owned or operated by it in connection with the distribution of electricity, but does not include any part of the GB transmission system. |
| EHV Distribution Charging Methodology (EDCM) | The EDCM used for calculating charges to Designated EHV Properties as required by standard licence condition 13B of the Electricity Distribution Licence. |
| Electricity Distribution Licence | The Electricity Distribution Licence granted or treated as granted pursuant to section 6(1) of the Electricity Act 1989. |
| Electricity Distributor | Any person who is authorised by an Electricity Distribution Licence to distribute electricity. |
| Embedded Network | An electricity Distribution System operated by an LDNO and embedded within another Distribution System. |
| Engineering Recommendation P2/6 | A document of the Energy Networks Association, which defines planning standards for security of supply and is referred to in Standard Licence Condition 24 of our Electricity Distribution Licence. |
| Entry Point | A boundary point at which electricity is exported onto a Distribution System from a connected installation or from another Distribution System, not forming part of the total system (boundary point and total system having the meaning given to those terms in the BSC). |
| Exit Point | A point of connection at which a supply of electricity may flow from the Distribution System to the Customer's installation or User's installation or the Distribution System of another person. |
| Extra High Voltage (EHV) | Nominal voltages of 22kV and above. |
| Final Demand Site | As defined in DCUSA Schedule 32. |

| Term | Definition |
|-----------------------------------------------|--------------------------------------------------------------------------------------------------------------------------------------------------------------------------------------------------------|
| Gas and Electricity Markets Authority (GEMA) | As established by the Utilities Act 2000. |
| Grid Supply Point (GSP) | A metered connection between the National Grid Electricity Transmission system and the licensee's distribution system at which electricity flows to or from the Distribution System. |
| GSP group | A distinct electrical system that is supplied from one or more GSPs for which total supply into the GSP group can be determined for each half hour. |
| High Voltage (HV) | Nominal voltages of at least 1kV and less than 22kV. |
| Invalid Settlement Combination | A Settlement combination that is not recognised as a valid combination in market domain data - see https://www.elexonportal.co.uk/MDDVIEWER . |
| kVA | Kilovolt ampere. |
| kVArh | Kilovolt ampere reactive hour. |
| kW | Kilowatt. |
| kWh | Kilowatt hour (equivalent to one "unit" of electricity). |
| Licensed Distribution Network Operator (LDNO) | The holder of a Licence to distribute electricity. |
| Line Loss Factor (LLF) | The factor that is used in Settlement to adjust the metering system volumes to take account of losses on the distribution system. |
| Line Loss Factor Class (LLFC) | An identifier assigned to an SVA metering system which is used to assign the LLF and use of system charges. |
| Load Factor | $= \frac{\text{annual consumption (kWh)}}{\text{maximum demand (kW)} \times \text{hours in year}}$ |
| Low Voltage (LV) | Nominal voltages below 1kV. |
| LV Substation Tariff | This tariff applies as described in DCUSA Schedule 16 Section 141, Note 3, where the metering CT is within, or abutting to the HV/LV substation transformation chamber. |
| Market Domain Data (MDD) | MDD is a central repository of reference data available to all Users involved in Settlement. It is essential to the operation of SVA trading arrangements. |
| Maximum Export Capacity (MEC) | The MEC of apparent power expressed in kVA that has been agreed can flow through the entry point to the Distribution System from the Customer's installation as specified in the connection agreement. |
| Maximum Import Capacity (MIC) | The MIC of apparent power expressed in kVA that has been agreed can flow through the exit point from the Distribution System to the Customer's installation as specified in the connection agreement. |

| Term | Definition |
|---------------------------------------------|-------------------------------------------------------------------------------------------------------------------------------------------------------------------------------------------------------------------------------------------------------------------------------------------------------------------------------------------------------------------------------------------------------------------------------------------------------------------------------------------------------------------------------------------------------------------------------------------------------------------------------------------------------------------------------------------------------------------------------------------------------------------------------------------------------------------------------------------------------|
| Measurement Class | <p>A classification of Metering Systems used in the BSC which indicates how consumption is measured, i.e.:</p> <ul style="list-style-type: none"> • Measurement Class A – non-half hourly metering equipment; • Measurement Class B – non-half hourly unmetered supplies; • Measurement Class C – half hourly metering equipment at or above 100kW premises; • Measurement Class D – half hourly unmetered supplies; • Measurement Class E – half hourly metering equipment below 100kW premises with CT; • Measurement Class F – half hourly metering equipment at below 100kW premises with CT or whole current, and at domestic premises; and • Measurement Class G – half hourly metering equipment at below 100kW premises with whole current and not at domestic premises. |
| Meter Timeswitch Code (MTC) | <p>MTCs are three digit codes allowing suppliers to identify the metering installed in Customers' premises. They indicate whether the meter is single or multi-rate, pre-payment or credit, or whether it is 'related' to another meter. Further information can be found in MDD.</p> |
| Metering Point | <p>The point at which electricity that is exported to or imported from the licensee's Distribution System is measured, is deemed to be measured, or is intended to be measured and which is registered pursuant to the provisions of the REC. For the purposes of this statement, GSPs are not 'Metering Points'.</p> |
| Metering Point Administration Number (MPAN) | <p>A number relating to a Metering Point under the REC.</p> |
| Metering System | <p>Particular commissioned metering equipment installed for the purposes of measuring the quantities of exports and/or imports at the exit point or entry point.</p> |
| Metering System Identifier (MSID) | <p>MSID is a term used throughout the BSC and its subsidiary documents and has the same meaning as MPAN as used under the REC.</p> |
| Nested Networks | <p>This refers to a situation where there is more than one level of Embedded Network and therefore nested Distribution Systems between LDNOs (e.g. host DNO→primary nested DNO→secondary nested DNO→customer).</p> |
| Non-Final Demand Site | <p>As defined in DCUSA Schedule 32.</p> |
| Ofgem | <p>Office of Gas and Electricity Markets – Ofgem is governed by GEMA and is responsible for the regulation of the distribution companies.</p> |
| Profile Class (PC) | <p>A categorisation applied to NHH MPANs and used in settlement to group customers with similar consumption patterns to enable the calculation of consumption profiles.</p> |

| Term | Definition |
|-----------------------------------------|-----------------------------------------------------------------------------------------------------------------------------------------------------------------------------------------------------------------------------------------------------------------------------------------------------------------------------------------------------------------------------------------------------------------------------------------------------------------------------------------------------|
| Retail Energy Code (REC) | A code that consolidates the switching arrangements historically set out in the Master Registration Agreement (MRA) and the Supply Point Administration Agreement (SPAA) (for gas) into one dual-fuel code. Provides a governance mechanism to manage the processes established between electricity suppliers and distribution companies to enable electricity suppliers to transfer customers. It includes terms for the provision of Metering Point Administration Services (MPAS) Registrations. |
| Settlement | The determination and settlement of amounts payable in respect of charges (including reconciling charges) in accordance with the BSC. |
| Settlement Class (SC) | The combination of Profile Class, Line Loss Factor Class, Time Pattern Regime and Standard Settlement Configuration, by Supplier within a GSP group and used for Settlement. |
| Standard Settlement Configuration (SSC) | A standard metering configuration relating to a specific combination of Time Pattern Regimes. |
| Supercustomer | The method of billing Users for use of system on an aggregated basis, grouping together consumption and standing charges for all similar NHH metered Customers or aggregated HH metered Customers. |
| Supercustomer DUoS Report | A report of profiled data by Settlement Class providing counts of MPANs and units consumed. |
| Supplier | An organisation with a supply licence responsible for electricity supplied to and/or exported from a metering point. |
| Supplier Volume Allocation (SVA) | As defined in the BSC. |
| Time Pattern Regime (TPR) | The pattern of switching behaviour through time that one or more meter registers follow. |
| Unmetered Supplies | Exit points deemed to be suitable as unmetered supplies as permitted in the Electricity (Unmetered Supply) Regulations 2001 and where operated in accordance with BSC procedure 520 ¹⁰ . |
| Use of System Charges | Charges which are applicable to those parties which use the Distribution System. |
| User | Someone that has a use of system agreement with the DNO e.g. a supplier, generator or other LDNO. |

¹⁰ Balancing and Settlement Code Procedures are available from <http://www.elexon.co.uk/pages/bscps.aspx>

Appendix 2 - Guidance notes¹¹

Background

- 1.1. The electricity bill from your Supplier contains an element of charge to cover electricity distribution costs. This distribution charge covers the cost of operating and maintaining a safe and reliable Distribution System that forms the 'wires' that transport electricity between the national transmission system and end users such as homes and businesses. Our Distribution System includes overhead lines, underground cables, as well as substations and transformers.
- 1.2. In most cases, your Supplier is invoiced for the distribution charge and this is normally part of your total bill. In some cases, for example business users, the Supplier may pass through the distribution charge as an identifiable line item on the electricity bill.
- 1.3. Where electricity is generated at a premises your Supplier may receive a credit for energy that is exported on to the Distribution System. These credits are intended to reflect that the exported generation may reduce the need for traditional demand led reinforcement of the Distribution System.
- 1.4. Understanding your distribution charges could help you reduce your costs and increase your credits. This is achieved by understanding the components of the charge to help you identify whether there may be opportunities to change the way you use the Distribution System.

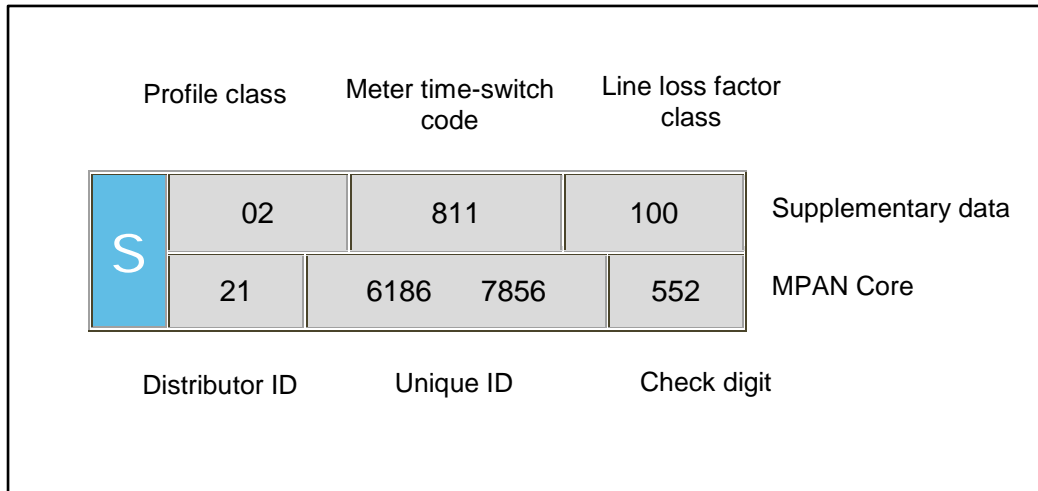
Meter point administration

- 1.5. We are responsible for managing the electricity supply points that are connected to our Distribution System. Typically, every supply point is identified by a Meter Point Administration Number (MPAN). A few supply points may have more than one MPAN depending on the metering configuration (e.g. a school which may have an MPAN for the main supply and an MPAN for catering).
- 1.6. The full MPAN is a 21 digit number, preceded by an 'S' and includes supplementary data. The MPAN applicable to a supply point is found on the electricity bill from your Supplier. This number enables you to establish who your electricity distributor is, details of the characteristics of the supply and importantly the distribution charges that are applicable to your premises.

¹¹ These guidance notes are provided for additional information and do not form part of the application of charges.

- 1.7. The 21-digit number is normally presented in two sections as shown in the following diagram. The top section is supplementary data which gives information about the characteristics of supply, while the bottom 'core' is the unique identifier.

Full MPAN diagram



- 1.8. Generally, you will only need to know the Distributor ID and LLFC to identify the distribution charges for your premises. However, there are some premises where charges are specific to that site. In these instances, the charges are identified by the MPAN core. The Distributor ID for SWAE is 21. Other Distributor IDs can be referenced in the glossary.

- 1.9. Additionally, it can be useful to understand the profile class provided in the supplementary data. The profile class will be a number between 00 and 08. The following list provides details of the allocation of profile classes to types of customers:

- '01' – Domestic customers with unrestricted supply
- '02' – Domestic customers with restricted load, for example off-peak heating
- '03' – Non-domestic customers with unrestricted supply
- '04' – Non-domestic customers with restricted load, for example off-peak heating
- '05' – Non-domestic maximum demand customers with a Load Factor of less than 20%
- '06' – Non-domestic maximum demand customers with a Load Factor between 20% and 30%
- '07' – Non-domestic maximum demand customers with a Load Factor between 30% and 40%

- '08' – Non-domestic maximum demand customers with a Load Factor over 40% or non-half hourly metered generation customers
 - '00' – Half-hourly metered, demand and generation customers
- 1.10. Unmetered Supplies will be allocated to profile class 01, 08 or 00 depending on the type of load or the measurement method of the load.
- 1.11. The allocation of the profile class will affect your charges. If you feel that you have been allocated the wrong profile class, please contact your Supplier as they are responsible for this.

Your charges

- 1.12. All distribution charges that relate to our Distributor ID 21 are provided in this statement.
- 1.13. You can identify your charges by referencing your LLFC, from Annex 1. If the MPAN is for a Designated EHV Property, then the charges will be found in Annex 2. In a few instances, the charges may be contained in Annex 3 or Annex 6. When identifying charges in Annex 2, please note that some LLFCs have more than one charge. In this instance, you will need to select the correct charge by cross-referencing with the MPAN core provided in the table.
- 1.14. Once you have identified which charge structure applies to your MPAN then you will be able to calculate an estimate of your distribution charge using the calculator provided in the spreadsheet 'Schedule of charges and other tables' found in the sheet called 'Charge Calculator'. This spreadsheet can be downloaded from www.nationalgrid.co.uk.

Reducing your charges

- 1.15. The most effective way to reduce your energy charges is to reduce your consumption by switching off or using more energy efficient appliances. However, there are also other potential opportunities to reduce your distribution charges; for example, it may be beneficial to shift demand or generation to a better time period. Demand use is likely to be cheaper outside peak periods and generation credits more beneficial during peak periods, although the ability to directly benefit will be linked to the structure of your supply charges.
- 1.16. The calculator mentioned above provides the opportunity to establish a forecast of the change in distribution charges that could be achieved if you are able to change any of the consumption related inputs.

Reactive power and reactive power charges

- 1.17. Reactive power is a separately charged component of connections that are half hourly metered. Reactive power charges are generally avoidable if 'best practice' design of the properties' electrical installation has been provided in order to maintain a power factor between 0.95 and unity at the Metering Point.
- 1.18. Reactive Power (kVA_{rh}) is the difference between working power (active power measured in kW) and total power consumed (apparent power measured in kVA). Essentially it is a measure of how efficiently electrical power is transported through an electrical installation or a Distribution System.
- 1.19. Power flowing with a power factor of unity results in the most efficient loading of the Distribution System. Power flowing with a power factor of less than 0.95 results in much higher losses in the Distribution System, a need to potentially provide higher capacity electrical equipment and consequently a higher bill for you the consumer. A comparatively small improvement in power factor can bring about a significant reduction in losses since losses are proportional to the square of the current.
- 1.20. Different types of electrical equipment require some 'reactive power' in addition to 'active power' in order to work effectively. Electric motors, transformers and fluorescent lighting, for example, may produce poor power factors due to the nature of their inductive load. However, if good design practice is applied then the poor power factor of appliances can be corrected as near as possible to source. Alternatively, poor power factor can be corrected centrally near to the meter.
- 1.21. There are many advantages that can be achieved by correcting poor power factor. These include: reduced energy bills through lower reactive charges, lower capacity charges and reduced power consumption and reduced voltage drop in long cable runs.

Site-specific EDCM charges

- 1.22. A site classified as a Designated EHV Property is subject to a locational-based charging methodology (referred to as EDCM) for higher voltage network users. Distributors use one of two approved approaches: Long Run Incremental Cost (LRIC) or Forward Cost Pricing (FCP); we use the LRIC. The EDCM will apply to Customers connected at EHV or connected at HV and metered at a HV Substation.

1.23. EDCM charges and credits are site-specific, reflecting the degree to which the local and higher voltage networks have the capacity to serve more demand or generation without the need to upgrade the electricity infrastructure. The charges also reflect the networks specifically used to deliver the electricity to the site as well as the usage at the site. Generators with non-intermittent output and deemed to be providing beneficial support to our networks may qualify to receive credit.

1.24. The charges under the EDCM comprise of the following individual components:

a) **Fixed charge (pence/MPAN/day)** - This charge recovers operational costs associated with those connection assets that are provided for the 'sole' use of the customer and a residual amount to ensure recovery of our regulated allowed revenue.

b) **Capacity charge (pence/kVA/day)** - This charge comprises the relevant LRIC component, the National Grid Electricity Transmission cost and other regulated costs.

Capacity charges are levied on the MIC, MEC, and any exceeded capacity. You may wish to review your MIC or MEC periodically to ensure it remains appropriate for your needs as you may be paying for more capacity than you require. If you wish to make changes contact us via the details in paragraph 1.12

The LRIC cost is locational and reflects our assessment of future network reinforcement necessary at the voltage of connection (local) and beyond at all higher voltages (remote) relevant to the customer's connection. This results in the allocation of higher costs in more capacity congested parts of the network reflecting the greater likelihood of future reinforcement in these areas, and the allocation of lower costs in less congested parts of the network. The local LRIC cost is included in the capacity charge.

Our regulated costs include direct and indirect operational costs. The capacity charge recovers these costs using the customer usage profile and the relevant assets being used to transport electricity between the source substation and customer's Metering Point.

c) **Super-red unit charge (pence/kWh)** - This charge recovers the remote LRIC component. The charge is positive for import and negative for export which means you can either reduce your charges by minimising consumption or

increasing export at those times. The charge is applied to consumption during the Super-red time period as detailed in Annex 2.

- 1.25. Future charge rates may be affected by consumption during the Super-red period, therefore reducing consumption in the Super-red time period may be beneficial.
- 1.26. **Reactive Power** - The EDCM does not include a separate charge component for any reactive power flows (kVAr) for either demand or generation. However, the EDCM charges do reflect the effect on the network of the customer's power factor; for example, unit charges can increase if your site power factor is poor (lower than 0.95). Improving your site's power factor will also reduce the maximum demand (kVA) for the same power consumed in kW thus providing scope to reduce your agreed capacity requirements.

Appendix 3 – Non-Final Demand Site Certificate

A certificate set out in the form of the example shown below should be submitted to confirm that a site qualifies as a Non-Final Demand Site.

| Non-Final Demand Site Certificate of Compliance | |
|-------------------------------------------------------------------------------------------------------------------------------------------------------------------------------------------------------------------------------------------------------------------------------------------------------------------------------------------------------------------------------------------------------------------------------------------------------------------------------------------------------------------------------------------------------------------------------------------------------------------------------------------------------------------------------------------------------------------------------------------------------------------------------------------------------------------------------------------------------------------------------------------------------------------------------------------------------------------------------------------------------------------------------------------------------------------------------------------------------------------------------------------------------------------------------------------------------------------------------------------------------------------------------------------------------------------------------------------------------------------------------------------------------------------------------------------------------------------------|--------------------------------|
| <p>This is to certify that the Metering System listed below qualifies as compliant with the criteria of a Non-Final Demand Site, for the purposes of Use of System charges, and that:</p> <p>The property is a Single Site at which either or both Electricity Storage and/or Electricity Generation occurs (whether the facility(ies) at the site are operating or being commissioned, repaired or decommissioned), and that:</p> <ul style="list-style-type: none"> a) has an export MPAN and an import MPAN with associated metering equipment which only measures export from Electricity Storage and/or Electricity Generation and import for or directly relating to Electricity Storage and/or Electricity Generation (and not export from another source and/or import for another activity); and <ul style="list-style-type: none"> i) if registered in an MPAS Registration System, is subject to certification from a Supplier Party that the site meets the criteria in paragraph (a) above, which certificate has been provided to the DNO/IDNO Party; or ii) if registered in CMRS, is subject to certification from the Customer (or its CVA Registrant) that the site meets the criteria in paragraph (a) above, which certificate has been provided to the DNO/IDNO Party. <p>For the purposes of this declaration, the term Non-Final Demand Site has the meaning given to it in the DCUSA.</p> | |
| Metering System Site Address: | |
| Qualifying Import MPAN/MSID(s) | Qualifying Export MPAN/MSID(s) |
| <p>I declare that I understand the qualification requirements and certify that the above Metering System meets the criteria of a Non-Final Demand Site.</p> <p>Authorised signatory:</p> <p>Name and designation:</p> <p>On behalf of company:</p> <p>Date:</p> | |

Annex 1 - Schedule of Charges for use of the Distribution System by LV and HV Designated Properties

National Grid Electricity Distribution (South Wales) plc - Effective from 1 April 2025 - Final LV and HV charges

| Time Bands for LV and HV Designated Properties | | | |
|-----------------------------------------------------------|------------------------------------------|----------------------------------|----------------------------------------------------|
| Time periods | Red Time Band | Amber Time Band | Green Time Band |
| Monday to Friday (Including Bank Holidays) All Year | 17:00 to 19:30 | 07:30 to 17:00 19:30 to 22:00 | 00:00 to 07:30 22:00 to 24:00 |
| Saturday and Sunday All Year | | 12:00 to 13:00 16:00 to 21:00 | 00:00 to 12:00 13:00 to 16:00 21:00 to 24:00 |
| Notes | All the above times are in UK Clock time | | |

| Time Bands for Unmetered Properties | | | |
|--------------------------------------------------------------------------------------------------------------------|------------------------------------------|----------------------------------|----------------------------------------------------|
| | Black Time Band | Yellow Time Band | Green Time Band |
| Monday to Friday (Including Bank Holidays) Nov to Feb Inclusive (excluding 22nd Dec to 4th Jan inclusive) | 17:00 to 19:30 | 07:30 to 17:00 19:30 to 22:00 | 00:00 to 07:30 22:00 to 24:00 |
| Monday to Friday (Including Bank Holidays) Mar to Oct Inclusive (plus 22nd Dec to 4th Jan inclusive) | | 07:30 to 22:00 | 00:00 to 07:30 22:00 to 24:00 |
| Saturday and Sunday All year | | 12:00 to 13:00 16:00 to 21:00 | 00:00 to 12:00 13:00 to 16:00 21:00 to 24:00 |
| Notes | All the above times are in UK Clock time | | |

| Tariff name | Open LLFCs | PCs | Red/black unit charge p/kWh | Amber/yellow unit charge p/kWh | Green unit charge p/kWh | Fixed charge p/MPAN/day | Capacity charge p/kVA/day | Exceeded capacity charge p/kVA/day | Reactive power charge p/kVArh | Closed LLFCs |
|----------------------------------------------|-------------------------------------------------------------------|-----------------|-----------------------------|--------------------------------|-------------------------|-------------------------|---------------------------|------------------------------------|-------------------------------|---------------|
| Domestic Aggregated or CT with Residual | 100,105,800,860, 101,106,801,861, 116,D01 | 0, 1, 2 | 19.258 | 1.453 | 0.267 | 10.57 | | | | |
| Domestic Aggregated (Related MPAN) | 194, 843 | 2 | 19.258 | 1.453 | 0.267 | | | | | |
| Non-Domestic Aggregated or CT No Residual | N10,N20,N30,M10 ,B10,X10,X20,X30 ,Y10,Z10 | 0, 3, 4, 5-8 | 20.116 | 1.518 | 0.279 | 15.36 | | | | |
| Non-Domestic Aggregated or CT Band 1 | 1,2,3,117,200,201, 810,811,862,863, X11,X21,X31,Y11, Z11 | 0, 3, 4, 5-8 | 20.116 | 1.518 | 0.279 | 17.43 | | | | 300, 344, 400 |
| Non-Domestic Aggregated or CT Band 2 | N12,N22,N32,M12 ,B12,X12,X22,X32 ,Y12,Z12 | 0, 3, 4, 5-8 | 20.116 | 1.518 | 0.279 | 19.11 | | | | |
| Non-Domestic Aggregated or CT Band 3 | N13,N23,N33,M13 ,B13,X13,X23,X33 ,Y13,Z13 | 0, 3, 4, 5-8 | 20.116 | 1.518 | 0.279 | 23.24 | | | | |
| Non-Domestic Aggregated or CT Band 4 | N14,N24,N34,M14 ,B14,X14,X24,X34 ,Y14,Z14 | 0, 3, 4, 5-8 | 20.116 | 1.518 | 0.279 | 37.36 | | | | |
| Non-Domestic Aggregated (related MPAN) | 294 | 4 | 20.116 | 1.518 | 0.279 | | | | | |
| LV Site Specific No Residual | L00, LST | 0 | 13.227 | 0.933 | 0.193 | 18.46 | 10.61 | 10.61 | 0.256 | |
| LV Site Specific Band 1 | 300 | 0 | 13.227 | 0.933 | 0.193 | 59.39 | 10.61 | 10.61 | 0.256 | |
| LV Site Specific Band 2 | L02 | 0 | 13.227 | 0.933 | 0.193 | 94.16 | 10.61 | 10.61 | 0.256 | |
| LV Site Specific Band 3 | L03 | 0 | 13.227 | 0.933 | 0.193 | 143.39 | 10.61 | 10.61 | 0.256 | |
| LV Site Specific Band 4 | L04 | 0 | 13.227 | 0.933 | 0.193 | 309.56 | 10.61 | 10.61 | 0.256 | |
| LV Sub Site Specific No Residual | S00, SST | 0 | 8.400 | 0.481 | 0.138 | 14.41 | 10.29 | 10.29 | 0.158 | |
| LV Sub Site Specific Band 1 | 344 | 0 | 8.400 | 0.481 | 0.138 | 55.33 | 10.29 | 10.29 | 0.158 | |
| LV Sub Site Specific Band 2 | S02 | 0 | 8.400 | 0.481 | 0.138 | 90.10 | 10.29 | 10.29 | 0.158 | |
| LV Sub Site Specific Band 3 | S03 | 0 | 8.400 | 0.481 | 0.138 | 139.34 | 10.29 | 10.29 | 0.158 | |
| LV Sub Site Specific Band 4 | S04 | 0 | 8.400 | 0.481 | 0.138 | 305.51 | 10.29 | 10.29 | 0.158 | |
| HV Site Specific No Residual | H00, HST | 0 | 5.908 | 0.303 | 0.099 | 133.08 | 10.65 | 10.65 | 0.102 | |
| HV Site Specific Band 1 | 400 | 0 | 5.908 | 0.303 | 0.099 | 369.05 | 10.65 | 10.65 | 0.102 | |
| HV Site Specific Band 2 | H02 | 0 | 5.908 | 0.303 | 0.099 | 858.26 | 10.65 | 10.65 | 0.102 | |
| HV Site Specific Band 3 | H03 | 0 | 5.908 | 0.303 | 0.099 | 1613.64 | 10.65 | 10.65 | 0.102 | |
| HV Site Specific Band 4 | H04 | 0 | 5.908 | 0.303 | 0.099 | 3600.47 | 10.65 | 10.65 | 0.102 | |
| Unmetered Supplies | 718, 701, 719, 720, 700 | 0, 1 or 8 | 63.410 | 3.021 | 1.723 | | | | | |
| LV Generation Aggregated | 697 | 0 | -13.528 | -1.021 | -0.187 | 0.00 | | | | |
| LV Sub Generation Aggregated | 717 | 0 | -11.740 | -0.852 | -0.168 | 0.00 | | | | |
| LV Generation Site Specific | 697, 603 | 0 | -13.528 | -1.021 | -0.187 | 0.00 | | | 0.322 | |
| LV Generation Site Specific no RP charge | 91, 92 | 0 | -13.528 | -1.021 | -0.187 | 0.00 | | | | |
| LV Sub Generation Site Specific | 602, 604 | 0 | -11.740 | -0.852 | -0.168 | 0.00 | | | 0.241 | |
| LV Sub Generation Site Specific no RP charge | 93, 94 | 0 | -11.740 | -0.852 | -0.168 | 0.00 | | | | |
| HV Generation Site Specific | 698, 606 | 0 | -6.975 | -0.399 | -0.115 | 83.29 | | | 0.205 | |
| HV Generation Site Specific no RP charge | 95, 96 | 0 | -6.975 | -0.399 | -0.115 | 83.29 | | | | |

Note: Where a tariff only has a p/kWh unit rate in Unit Charge 1 then this unit rate applies at all times.

Annex 2 - Schedule of Charges for use of the Distribution System by Designated EHV Properties (including LDNOs with Designated EHV Properties/end-users).

National Grid Electricity Distribution (South Wales) plc - Effective from 1 April 2025 - Final Designated EHV charges

| Time Periods for Designated EHV Properties | |
|------------------------------------------------------------------------------------------------------------------------------|------------------------------------------|
| Time periods | Super Red Time Band |
| Monday to Friday (Including Bank Holidays) November to February Inclusive (excluding 22nd Dec to 4th Jan inclusive) | 17:00 - 19:30 |
| Notes | All the above times are in UK Clock time |

| Import Unique Identifier | LLFC | Import MPANs/MSIDs | Export Unique Identifier | LLFC | Export MPANs/MSIDs | Name | Residual Charging Band | Import Super Red unit charge (p/kWh) | Import fixed charge (p/day) | Import capacity charge (p/kVA/day) | Import exceeded capacity charge (p/kVA/day) | Export Super Red unit charge (p/kWh) | Export fixed charge (p/day) | Export capacity charge (p/kVA/day) | Export exceeded capacity charge (p/kVA/day) | |
|--------------------------|------|--------------------|--------------------------|------|--------------------|-------------------------|------------------------|--------------------------------------|-----------------------------|------------------------------------|---------------------------------------------|--------------------------------------|-----------------------------|------------------------------------|---------------------------------------------|------|
| 311 | 311 | 2100041665716 | 637 | 637 | 2100041665725 | Afon Llan 33kV PV | | | | 43.71 | 1.64 | 1.64 | | 3933.71 | 0.05 | 0.05 |
| 312 | 312 | 2100041707881 | 638 | 638 | 2100041707890 | Hendy 66kV WF | | 2.122 | 13.66 | 5.59 | 5.59 | | | 998.76 | 0.05 | 0.05 |
| 419 | 419 | 2100041256896 | 425 | 425 | 2100041256901 | Mynydd Y Bwllfa WF | | 0.005 | 28.01 | 1.27 | 1.27 | | | 1344.54 | 0.05 | 0.05 |
| 420 | 420 | 2100041327873 | 426 | 426 | 2100041327882 | Western Wood 2 Biomass | 1 | | 1909.90 | 1.24 | 1.24 | -0.018 | | 2009.91 | 0.05 | 0.05 |
| 421 | 421 | 2100041453132 | 427 | 427 | 2100041453141 | Mynydd Y Gwair WF | | | 12.61 | 1.25 | 1.25 | | | 2067.62 | 0.05 | 0.05 |
| 460 | 460 | 2100041270311 | 975 | 975 | 2100041270320 | Penrhiwarwydd Farm PV | | 2.169 | 19.48 | 2.09 | 2.09 | | | 1192.28 | 0.05 | 0.05 |
| 461 | 461 | 2100041270288 | | | | Cwmbargoed Coal Washery | 1 | 0.130 | 2605.88 | 1.33 | 1.33 | | | | | |
| 462 | 462 | 2100041272860 | 976 | 976 | 2100041272870 | Little Neath PV | | 6.203 | 8.56 | 2.86 | 2.86 | | | 1426.39 | 0.05 | 0.05 |
| 463 | 463 | 2100041136537 | 943 | 943 | 2100041136546 | Hopllass Farm PV | | 6.203 | 4.23 | 4.94 | 4.94 | | | 1268.12 | 0.05 | 0.05 |
| 464 | 464 | 2100041278152 | 977 | 977 | 2100041278161 | Gelliwnn Isaf PV | | | 3.31 | 2.63 | 2.63 | | | 661.96 | 0.05 | 0.05 |
| 465 | 465 | 2100041290958 | 978 | 978 | 2100041290967 | Oak Cottage PV | | 9.459 | 120.93 | 2.02 | 2.02 | | | 9251.31 | 0.05 | 0.05 |
| 466 | 466 | 2100041309926 | 979 | 979 | 2100041309935 | Red Court Farm PV | | 3.888 | 4.69 | 2.56 | 2.56 | | | 749.69 | 0.05 | 0.05 |
| 467 | 467 | 2100041319358 | 980 | 980 | 2100041319367 | Carn Nicholas PV | | 0.151 | 7.56 | 1.18 | 1.18 | | | 1208.96 | 0.05 | 0.05 |
| 468 | 468 | 2100041320646 | 981 | 981 | 2100041320655 | Brynwhilach Farm PV | | | 61.65 | 1.39 | 1.39 | | | 1151.26 | 0.05 | 0.05 |
| 469 | 469 | 2100041320682 | 982 | 982 | 2100041320691 | Pant Y Moch PV1 | | 0.175 | 5.71 | 2.23 | 2.23 | | | 1014.19 | 0.05 | 0.05 |
| 470 | 470 | 2100041321808 | 983 | 983 | 2100041321817 | Jesus College PV | | 0.080 | 4.35 | 3.49 | 3.49 | | | 739.58 | 0.05 | 0.05 |
| 471 | 471 | 2100041322183 | 984 | 984 | 2100041322192 | Sully Moors STOR | | 0.138 | 6.73 | 1.65 | 1.65 | -0.138 | | 615.77 | 0.05 | 0.05 |
| 472 | 472 | 2100041330919 | 985 | 985 | 2100041330928 | Hafof y Dafal PV | | 2.157 | 61.82 | 1.51 | 1.51 | | | 3857.43 | 0.05 | 0.05 |
| 475 | 475 | 2100041336488 | 988 | 988 | 2100041336497 | Cenin Energy Park T1 WT | | | 6.45 | 1.08 | 1.08 | | | 69.69 | 0.05 | 0.05 |
| 476 | 476 | 2100041336716 | 989 | 989 | 2100041336725 | Stormy Down PV | | | 12.84 | 1.63 | 1.63 | | | 609.67 | 0.05 | 0.05 |
| 477 | 477 | 2100041336734 | 721 | 721 | 2100041336743 | Oak Grove Farm PV | | 0.027 | 2.99 | 2.08 | 2.08 | | | 747.82 | 0.05 | 0.05 |
| 478 | 478 | 2100041329063 | 722 | 722 | 2100041329072 | Llancale Farm PV | | 0.050 | 35.76 | 1.20 | 1.20 | | | 697.23 | 0.05 | 0.05 |
| 479 | 479 | 2100041339178 | 723 | 723 | 2100041339187 | Lower House Farm PV | | 2.246 | 158.51 | 1.96 | 1.96 | | | 6974.58 | 0.05 | 0.05 |
| 480 | 480 | 2100041343582 | 724 | 724 | 2100041343607 | Derwyn PV | | 0.074 | 8.68 | 1.53 | 1.53 | | | 694.45 | 0.05 | 0.05 |
| 481 | 481 | 2100041343936 | 725 | 725 | 2100041343945 | Rosedew PV | | 0.050 | 50.46 | 1.41 | 1.41 | | | 1325.24 | 0.05 | 0.05 |
| 482 | 482 | 2100041344647 | 726 | 726 | 2100041344656 | Pen Rhiw Caradog PV | | 0.026 | 17.93 | 1.30 | 1.30 | | | 738.82 | 0.05 | 0.05 |
| 483 | 483 | 2100041345400 | 727 | 727 | 2100041345419 | Mynydd Y Gwrhyd WF | | 0.123 | 29.77 | 1.13 | 1.13 | | | 1399.39 | 0.05 | 0.05 |
| 484 | 484 | 2100041346894 | 728 | 728 | 2100041346900 | Tonypandy STOR | | | 9.62 | 2.95 | 2.95 | -0.381 | | 1009.64 | 0.05 | 0.05 |
| 485 | 485 | 2100041346867 | 729 | 729 | 2100041346885 | Traston Road STOR | | | 8.03 | 2.44 | 2.44 | | | 844.95 | 0.05 | 0.05 |
| 486 | 486 | 2100041347202 | 730 | 730 | 2100041347211 | Maesgwyn Extension WF | | 0.119 | 25.33 | 1.25 | 1.25 | | | 316.59 | 0.05 | 0.05 |
| 487 | 487 | 2100041363418 | 731 | 731 | 2100041363427 | Manor Farm PV | | 2.046 | 13.01 | 1.66 | 1.66 | | | 1001.79 | 0.05 | 0.05 |
| 488 | 488 | 2100041376426 | 732 | 732 | 2100041376435 | Pant Y Moch PV2 | | 0.175 | 5.71 | 2.47 | 2.47 | | | 1014.19 | 0.05 | 0.05 |
| 489 | 489 | 2100041355189 | 733 | 733 | 2100041355198 | Rhewl Farm PV | | 0.027 | 13.46 | 1.36 | 1.36 | | | 807.45 | 0.05 | 0.05 |
| 491 | 491 | 2100041383511 | 735 | 735 | 2100041383520 | Bargoed PV | 1 | 0.269 | 1746.18 | 1.97 | 1.97 | | | 614.97 | 0.05 | 0.05 |
| 492 | 492 | 2100041383822 | 736 | 736 | 2100041383831 | Mynydd Brombil WF | | 0.176 | 123.63 | 1.23 | 1.23 | | | 4164.34 | 0.05 | 0.05 |
| 493 | 493 | 2100041383840 | 737 | 737 | 2100041383850 | Rassau Ind Est STOR | | 0.050 | 41.38 | 1.50 | 1.50 | -0.050 | | 3097.34 | 0.05 | 0.05 |
| 494 | 494 | 2100041394105 | 738 | 738 | 2100041394114 | Llynfi Afan WF | 1 | | 1780.24 | 1.21 | 1.21 | | | 4202.97 | 0.05 | 0.05 |
| 495 | 495 | 2100041394123 | 739 | 739 | 2100041394132 | Mynydd Yr Aber 66kV WF | | | 120.27 | 1.12 | 1.12 | | | 6326.31 | 0.05 | 0.05 |
| 496 | 496 | 2100041401774 | 740 | 740 | 2100041401792 | Waun Y Pound 1 STOR | | 0.051 | 6.40 | 1.47 | 1.47 | -0.051 | | 616.10 | 0.05 | 0.05 |
| 497 | 497 | 2100041403638 | 741 | 741 | 2100041403647 | Cockett Valley PV | | 0.067 | 8.06 | 4.08 | 4.08 | | | 1645.64 | 0.05 | 0.05 |
| 498 | 498 | 2100041403656 | 742 | 742 | 2100041403665 | Nathenfoel PV | | 5.420 | 2.24 | 5.51 | 5.51 | | | 941.03 | 0.05 | 0.05 |
| 499 | 499 | 2100041403674 | 743 | 743 | 2100041403683 | Waun Y Pound 2 STOR | | 0.051 | 7.31 | 1.48 | 1.48 | -0.051 | | 615.20 | 0.05 | 0.05 |
| 500 | 500 | 2100041407767 | 744 | 744 | 2100041407776 | St Peters Church WF | | | 79.23 | 1.19 | 1.19 | | | 3706.92 | 0.05 | 0.05 |

Note: The list of MPANs / MSIDs provided may be incomplete; the DNO reserves the right to apply the listed charges to any other MPANs / MSIDs associated with the site.

Annex 2 - Schedule of Charges for use of the Distribution System by Designated EHV Properties (including LDNOs with Designated EHV Properties/end-users).

| Import Unique Identifier | LLFC | Import MPANs/MSIDs | Export Unique Identifier | LLFC | Export MPANs/MSIDs | Name | Residual Charging Band | Import Super Red unit charge (p/kWh) | Import fixed charge (p/day) | Import capacity charge (p/kVA/day) | Import exceeded capacity charge (p/kVA/day) | Export Super Red unit charge (p/kWh) | Export fixed charge (p/day) | Export capacity charge (p/kVA/day) | Export exceeded capacity charge (p/kVA/day) |
|--------------------------|------|-----------------------------------------------------------------------------------------------------------------------------------------------------------------------|--------------------------|------|------------------------------------------------------------------|-----------------------------|------------------------|--------------------------------------|-----------------------------|------------------------------------|---------------------------------------------|--------------------------------------|-----------------------------|------------------------------------|---------------------------------------------|
| 504 | 504 | 2100040007060 2100040007079 2100040007088 2100040007097 2100040007102 2100040007111 2100040007120 2100040007130 2100040014545 218999999714 | | | | Corus Trostre | 4 | 1.425 | 93763.20 | 3.18 | 3.18 | | | | |
| 507 | 507 | 2100040067486 | 664 | 664 | 2100040067477 | ABB Cornelly | | | 18.34 | 1.91 | 1.91 | -0.104 | 1340.93 | 0.05 | 0.05 |
| 508 | 508 | 2100041079038 | 674 | 674 | 2100041079047 | Bettws | | | 18.98 | 1.34 | 1.34 | | 1404.86 | 0.05 | 0.05 |
| 509 | 509 | 2100040126342 | 660 | 660 | 2100040126333 | Blaen Bowi | | 5.028 | 13.57 | 3.04 | 3.04 | | | | |
| 510 | 510 | 2199989614144 | | | | Mir Steel | 1 | | 3494.37 | 0.98 | 0.98 | | | | |
| 511 | 511 | 2199989271918 2199989271927 2199989271936 2199989610089 | | | | Boc Margam | 4 | | 95911.80 | 3.29 | 3.29 | | | | |
| 512 | 512 | 2199989610024 | 778 | 778 | 2100041256140 | Ford Bridgend | 3 | 0.040 | 41327.77 | 2.79 | 2.79 | | 118.46 | 0.05 | 0.05 |
| 513 | 513 | 2199989616995 | | | | Alcoa | 1 | | 2599.03 | 1.62 | 1.62 | | | | |
| 514 | 514 | 218999999928 | | | | Celsa Rod Mills | 3 | | 52351.36 | 2.46 | 2.46 | | | | |
| 515 | 515 | 2199989638961 2199989638970 | | | | Puma Energy (ex Murphy Oil) | 1 | 6.241 | 18190.97 | 3.45 | 3.45 | | | | |
| 518 | 518 | 2189999996884 2189999996893 | 619 | 619 | 2100040023638 2100040023647 | Interbrew Magor USKM | 2 | 0.008 | 17210.16 | 3.84 | 3.84 | | | | |
| 519 | 519 | 2199989611204 | | | | Mainline Pipelines | 1 | 5.180 | 1902.38 | 3.48 | 3.48 | | | | |
| 520 | 520 | 218999999937 | | | | Celsa 33 11 | 3 | | 44510.42 | 2.58 | 2.58 | | | | |
| 522 | 522 | 2199989628537 | | | | Lafarge - Blue Circle | 3 | 0.054 | 39081.18 | 2.50 | 2.50 | | | | |
| 529 | 529 | 2189999997284 | | | | Inco | 2 | 0.410 | 19185.46 | 2.89 | 2.89 | | | | |
| 532 | 532 | 2199989640232 | | | | DCWW Nantgaredig | 2 | 3.284 | 17975.01 | 6.29 | 6.29 | | | | |
| 533 | 533 | 2100041701230 2100041701259 2100041701268 2199989633165 2199989633174 2199989633183 | 633 | 633 | 2198765427530 | Bridgend Paper Mill | 3 | 2.868 | 43158.78 | 2.37 | 2.37 | -2.868 | 1070.79 | 0.05 | 0.05 |
| 534 | 534 | 2189999997451 2189999997460 2189999997683 | | | | Momentive Chemicals | 1 | 0.254 | 2229.83 | 2.78 | 2.78 | | | | |
| 535 | 535 | 2189999998924 2189999998933 2189999998942 2199989663578 | 617 | 617 | 2100040890412 2100040890430 2100040890440 2100040890459 | Monsanto | 3 | 0.005 | 37999.22 | 2.76 | 2.76 | -0.719 | 192.83 | 0.05 | 0.05 |
| 536 | 536 | 2199989353701 2199989353710 | 636 | 636 | 2189999997354 | Dow Corning | 3 | | 38286.13 | 5.70 | 5.70 | -0.246 | 499.33 | 0.05 | 0.05 |
| 538 | 538 | 2198765295402 | 786 | 786 | 2100041213572 | DCWW Rover Way | 2 | 0.086 | 17316.61 | 2.99 | 2.99 | -0.129 | 125.47 | 0.05 | 0.05 |
| 539 | 539 | 2100040302060 | | | | Simms metals | 1 | | 3159.28 | 2.70 | 2.70 | | | | |
| 541 | 541 | 2100040752410 2100040752420 | 678 | 678 | 2100040752396 2100040752401 | Milford Energy | 4 | 6.001 | 92736.01 | 3.37 | 3.37 | -6.001 | 169.37 | 0.05 | 0.05 |
| 542 | 542 | 2100040636538 2100040653932 | | | | South Hook | 4 | 6.343 | 122715.29 | 4.62 | 4.62 | | | | |
| 545 | 545 | 2100040769015 2100040769033 2100040769042 | | | | Felindre | 4 | | 100304.25 | 1.32 | 1.32 | | | | |
| 546 | 546 | 2100040781360 2100040781379 | | | | Timet | 2 | | 17975.01 | 2.33 | 2.33 | | | | |
| 547 | 547 | 2100040495610 | 663 | 663 | 2100040495600 | Blaen Cregan | | | 3.65 | 3.95 | 3.95 | | | | |
| 548 | 548 | 2100040878007 | 668 | 668 | 2100040878016 | Blaengwen Wind Farm | | 0.824 | 762.06 | 3.71 | 3.71 | | 17527.43 | 0.05 | 0.05 |
| 549 | 549 | 2100041471220 2199989639264 | 651 | 651 | 2100041471239 2199989632384 | Bryn Titi Wind Farm | | 2.148 | 26.91 | 5.60 | 5.60 | | 986.81 | 0.05 | 0.05 |
| 571 | 571 | 2100040067538 | 665 | 665 | 2100040067529 | Crymlin Burrows | 1 | 0.152 | 1914.03 | 1.40 | 1.40 | | | | |
| 572 | 572 | 2199989635669 | 652 | 652 | 2189999997390 | Dyffryn Brodyn Wind Farm | | 4.079 | 4.47 | 3.93 | 3.93 | | | | |
| 574 | 574 | 2199989614809 | 653 | 653 | 2199989612769 | Llyn Brianne | | 3.413 | 90.58 | 5.59 | 5.59 | -12.189 | 5434.83 | 0.05 | 0.05 |
| 575 | 575 | 2100041079171 | 676 | 676 | 2100041079180 | Maerdy | 1 | 0.106 | 1777.59 | 1.75 | 1.75 | | 3115.18 | 0.05 | 0.05 |
| 576 | 576 | 2100041416441 | 773 | 773 | 2100041416450 | HIRWAUN GE 33kV GEN | 1 | 0.120 | 1890.66 | 1.13 | 1.13 | -0.120 | 1600.26 | 0.05 | 0.05 |
| 577 | 577 | 2100040719992 | 661 | 661 | 2100040719983 | Margam Biomass | | | 6526.86 | 1.17 | 1.17 | -0.011 | 6526.86 | 0.05 | 0.05 |
| 579 | 579 | 2100040485950 | 670 | 670 | 2100040485940 | Pwlfla Gwatkin | 1 | 0.096 | 1772.30 | 1.27 | 1.27 | | | | |

Note: The list of MPANs / MSIDs provided may be incomplete; the DNO reserves the right to apply the listed charges to any other MPANs / MSIDs associated with the site.

Annex 2 - Schedule of Charges for use of the Distribution System by Designated EHV Properties (including LDNOs with Designated EHV Properties/end-users).

| Import Unique Identifier | LLFC | Import MPANs/MSIDs | Export Unique Identifier | LLFC | Export MPANs/MSIDs | Name | Residual Charging Band | Import Super Red unit charge (p/kWh) | Import fixed charge (p/day) | Import capacity charge (p/kVA/day) | Import exceeded capacity charge (p/kVA/day) | Export Super Red unit charge (p/kWh) | Export fixed charge (p/day) | Export capacity charge (p/kVA/day) | Export exceeded capacity charge (p/kVA/day) |
|--------------------------|------|-------------------------------------------------|--------------------------|------|--------------------|-------------------------------|------------------------|--------------------------------------|-----------------------------|------------------------------------|---------------------------------------------|--------------------------------------|-----------------------------|------------------------------------|---------------------------------------------|
| 580 | 580 | 2199898641937 | 650 | 650 | 2189999997345 | Taff Ely Wind Farm | | | 6.58 | 1.46 | 1.46 | | 723.86 | 0.05 | 0.05 |
| 581 | 581 | 2100040609516 | 662 | 662 | 2100040609507 | Trecatti | 1 | 0.263 | 1913.62 | 1.07 | 1.07 | -0.263 | 1049.85 | 0.05 | 0.05 |
| 582 | 582 | 2100040694060 | 666 | 666 | 2100040694051 | Withyhedges Landfill | 1 | 9.880 | 1751.49 | 19.11 | 19.11 | -44.945 | 738.22 | 0.05 | 0.05 |
| 583 | 583 | 2198765146436 | 659 | 659 | 2198765142992 | Parc Cynog | 1 | 4.007 | 1741.93 | 3.24 | 3.24 | | | | |
| 584 | 584 | 2100040841771 | 667 | 667 | 2100040841780 | Parc Cynog (Pendine) | 1 | 4.007 | 1774.31 | 2.99 | 2.99 | | 622.48 | 0.05 | 0.05 |
| 585 | 585 | 2100040960600 | 684 | 684 | 2100040960619 | Maesgwyn | | | 118.85 | 1.24 | 1.24 | | 6180.04 | 0.05 | 0.05 |
| 586 | 586 | 2100040989413 | 679 | 679 | 2100040989431 | Ferndale Wind Farm | 1 | | 1784.69 | 1.30 | 1.30 | | 1473.28 | 0.05 | 0.05 |
| 587 | 587 | 2100041090096 | 685 | 685 | 2100041090087 | Pant y Wal WF | | | 42.17 | 2.74 | 2.74 | | 3938.41 | 0.05 | 0.05 |
| 588 | 588 | 2100041063650 | 686 | 686 | 2100041063669 | Mynydd Portref | | | 20.49 | 1.31 | 1.31 | | 1365.91 | 0.05 | 0.05 |
| 589 | 589 | 2100041383878 | 687 | 687 | 2100041383887 | Newton Down | | | 12.74 | 1.15 | 1.15 | | 609.76 | 0.05 | 0.05 |
| 590 | 590 | 2100041200253 | 649 | 649 | 2100041200262 | Tiers Cross PV | | | 15.13 | 5.78 | 5.78 | | 1544.95 | 0.05 | 0.05 |
| 593 | 593 | 2189999997503 2189999997512 | | | | Thyssenkrupp Camford Pressing | 1 | 3.056 | 1738.65 | 3.70 | 3.70 | | | | |
| 594 | 594 | 2189999997025 2189999997034 2189999997043 | | | | Hoover | 1 | 0.531 | 2229.83 | 3.79 | 3.79 | | | | |
| 610 | 610 | 2100041407749 | 745 | 745 | 2100041407758 | Berthllwyd PV | | | 5.95 | 1.76 | 1.76 | | 1012.16 | 0.05 | 0.05 |
| 612 | 612 | 2100041412093 | 747 | 747 | 2100041412109 | Whitton Mawr PV | | 0.131 | 14.55 | 1.63 | 1.63 | | 640.03 | 0.05 | 0.05 |
| 613 | 613 | 2100041412118 | 748 | 748 | 2100041412127 | Barry Dock Biomass | | 0.143 | 203.22 | 2.11 | 2.11 | -0.171 | 2322.91 | 0.05 | 0.05 |
| 614 | 614 | 2100041412172 | 749 | 749 | 2100041412181 | North Tenement PV | | 8.943 | 47.24 | 2.24 | 2.24 | | 2149.39 | 0.05 | 0.05 |
| 615 | 615 | 2100041416423 | 772 | 772 | 2100041416432 | Bryncymrau Isaf PV | | 3.694 | 25.08 | 5.10 | 5.10 | | 1620.31 | 0.05 | 0.05 |
| 620 | 620 | 2199898611348 | | | | University Hospital of Wales | 2 | 0.413 | 17442.08 | 2.42 | 2.42 | | | | |
| 622 | 622 | 2199898609970 | | | | QuinetIQ | 1 | 6.408 | 1902.38 | 4.18 | 4.18 | | | | |
| 623 | 623 | 2100041070815 2100041071828 | | | | Western Coal | 1 | 0.135 | 2599.03 | 6.29 | 6.29 | | | | |
| 625 | 625 | 2100040983990 | 658 | 658 | 2199898641360 | Tregaron | 1 | 6.620 | 1740.27 | 1.54 | 1.54 | -6.620 | 162.11 | 0.05 | 0.05 |
| 627 | 627 | 2100041072798 | 646 | 646 | 2100041072803 | Wauaralydd STOR | 1 | 0.066 | 1742.39 | 1.21 | 1.21 | -0.066 | 748.26 | 0.05 | 0.05 |
| 628 | 628 | 2100041078805 | 645 | 645 | 2100041078814 | Briton Ferry BESS 33KV | | 0.174 | 611.43 | 1.07 | 1.07 | -0.209 | 633.56 | 0.05 | 0.05 |
| 629 | 629 | 2100041089700 | 644 | 644 | 2100041089685 | Hirwaun BESS 33KV | | 0.120 | 901.99 | 1.05 | 1.05 | -0.120 | 934.63 | 0.05 | 0.05 |
| 631 | 631 | 2100041080121 | 643 | 643 | 2100041080130 | Ffos Las PV | | 1.397 | 19.21 | 2.47 | 2.47 | | 960.64 | 0.05 | 0.05 |
| 632 | 632 | 2100041080140 | 642 | 642 | 2100041080177 | Pont Andrew PV | | 1.395 | 19.50 | 2.15 | 2.15 | | 974.81 | 0.05 | 0.05 |
| 634 | 634 | 2100041495912 | 922 | 922 | 2100041495921 | Beaufort Power STOR | | 0.046 | 225.55 | 1.37 | 1.37 | -0.046 | 7406.25 | 0.05 | 0.05 |
| 635 | 635 | 2100041611942 | 695 | 695 | 2100041611951 | Cenin Energy Park ParcStormy | 1 | | 1854.80 | 1.07 | 1.07 | | 136.80 | 0.05 | 0.05 |
| 671 | 671 | 2100041495940 | 921 | 921 | 2100041495959 | Brecon Power STOR | | 0.045 | 260.35 | 1.25 | 1.25 | -0.045 | 8276.72 | 0.05 | 0.05 |
| 672 | 672 | 2100041611960 | 696 | 696 | 2100041611970 | Cenin Energy Park Battery | 1 | | 1910.72 | 1.07 | 1.07 | | 172.08 | 0.05 | 0.05 |
| 680 | 680 | 2100041526631 | 990 | 990 | 2100041526640 | Bryn Blaen WF | | 2.148 | 23.79 | 5.63 | 5.63 | | 992.31 | 0.05 | 0.05 |
| 681 | 681 | 2100041539170 | 991 | 991 | 2100041539180 | Ystradffin Hydro | | 3.429 | 31.34 | 5.65 | 5.65 | -12.244 | 626.80 | 0.05 | 0.05 |
| 682 | 682 | 2100041620352 | 992 | 992 | 2100041620361 | Bryn Henllys 33KV PV | 1 | 0.105 | 1770.18 | 1.96 | 1.96 | | 8297.59 | 0.05 | 0.05 |
| 688 | 688 | 2100041546201 2100041546674 | | | | Swansea University | 1 | 0.075 | 7682.55 | 3.22 | 3.22 | | | | |
| 689 | 689 | 2100041611915 | 690 | 690 | 2100041611924 | Cenin Energy Park T2 WT | | | 6.45 | 1.16 | 1.16 | | 180.68 | 0.05 | 0.05 |
| 750 | 750 | 2100041422668 | 779 | 779 | 2100041422677 | Brechfa Forest West WF | | | 784.49 | 1.34 | 1.34 | | 94923.25 | 0.05 | 0.05 |
| 751 | 751 | 2100041566217 2100041566341 | | | | Pembroke Refinery | 4 | | 121799.58 | 0.96 | 0.96 | | | | |
| 752 | 752 | 2100041612468 | 428 | 428 | 2100041612477 | LLANWERN FM 132KV GEN | | | 2.32 | 4.01 | 4.01 | | 1395.88 | 0.05 | 0.05 |
| 760 | 760 | 2100041324775 | | | | Pen Y Cymoedd WF Aux. | 1 | 0.102 | 4700.36 | 1.63 | 1.63 | | | | |
| 761 | 761 | 2100041490037 | 789 | 789 | 2100041490046 | Afan Way STOR | | 0.174 | 12.25 | 1.90 | 1.90 | -0.174 | 980.16 | 0.05 | 0.05 |
| 762 | 762 | 2100041418350 | 774 | 774 | 2100041418360 | Manmoel PV | | 2.152 | 71.44 | 1.24 | 1.24 | | 2476.84 | 0.05 | 0.05 |
| 763 | 763 | 2100041438659 | 775 | 775 | 2100041438668 | Maesgwyn Extension PV | | 0.119 | 12.66 | 1.28 | 1.28 | | 349.90 | 0.05 | 0.05 |
| 764 | 764 | 2100041444801 | 776 | 776 | 2100041444810 | Crumlin STOR | | 2.136 | 18.43 | 1.42 | 1.42 | -2.136 | 1108.94 | 0.05 | 0.05 |
| 765 | 765 | 2100041445958 | 777 | 777 | 2100041445967 | Pen Bryn Oer WF | | 0.267 | 53.12 | 1.16 | 1.16 | | 1678.62 | 0.05 | 0.05 |
| 880 | 880 | 2189999997595 2189999997600 | 601 | 601 | 2189999998739 | Tata Margam | 4 | | 92577.93 | 1.75 | 1.75 | -0.078 | | 0.05 | 0.05 |
| 882 | 882 | 2100041103391 | 790 | 790 | 2100041103407 | Tir John BESS 33KV | | 0.151 | 563.48 | 1.09 | 1.09 | -0.227 | 637.54 | 0.05 | 0.05 |
| 883 | 883 | 2100041105593 | 940 | 940 | 2100041105609 | Wear Point WF | | 7.326 | 17.08 | 1.49 | 1.49 | | 2440.71 | 0.05 | 0.05 |
| 884 | 884 | 2100041113229 | 791 | 791 | 2100041113247 | West Farm PV | | 6.496 | 7.68 | 1.54 | 1.54 | | 678.98 | 0.05 | 0.05 |
| 885 | 885 | 2100041113326 | 792 | 792 | 2100041113335 | Jordanston Farm PV | | 6.362 | 3.95 | 3.23 | 3.23 | | 897.74 | 0.05 | 0.05 |
| 886 | 886 | 2100041115787 | 793 | 793 | 2100041115796 | Rudbaxton PV | | 9.797 | 12.04 | 13.82 | 13.82 | | 2190.53 | 0.05 | 0.05 |
| 888 | 888 | 2100041120350 | 942 | 942 | 2100041120360 | Dowlais STOR | 1 | 0.260 | 2740.50 | 0.99 | 0.99 | -0.260 | 1054.55 | 0.05 | 0.05 |
| 890 | 890 | 2100041142372 | 944 | 944 | 2100041142381 | Trident Park Recovery | | 0.011 | 2099.51 | 1.25 | 1.25 | -0.011 | 15462.46 | 0.05 | 0.05 |
| 891 | 891 | 2100041150763 | 945 | 945 | 2100041150772 | Baglan Bay PV | | 0.174 | 13.08 | 2.92 | 2.92 | | 3269.35 | 0.05 | 0.05 |
| 892 | 892 | 2100041150781 | 946 | 946 | 2100041150790 | Caermelyn PV | | 10.768 | 6.22 | 4.87 | 4.87 | | 622.22 | 0.05 | 0.05 |
| 893 | 893 | 2100041150833 | 947 | 947 | 2100041150842 | Liddlestone Ridge PV | 1 | 8.237 | 1742.34 | 7.25 | 7.25 | | 775.63 | 0.05 | 0.05 |
| 894 | 894 | 2100041172093 | 948 | 948 | 2100041172109 | Garn Farm PV | | 0.075 | 43.89 | 1.28 | 1.28 | | 702.17 | 0.05 | 0.05 |
| 896 | 896 | 2100041195090 | 950 | 950 | 2100041195106 | Treguff Farm PV | | 0.056 | 16.69 | 1.12 | 1.12 | | 634.32 | 0.05 | 0.05 |
| 897 | 897 | 2100041197887 | 951 | 951 | 2100041197896 | Loughor Solar Park | | 0.051 | 4.23 | 2.82 | 2.82 | | 659.85 | 0.05 | 0.05 |
| 898 | 898 | 2100041197869 | 952 | 952 | 2100041197878 | Sutton Farm PV | | 0.074 | 22.25 | 1.97 | 1.97 | | 1779.96 | 0.05 | 0.05 |

Note: The list of MPANs / MSIDs provided may be incomplete; the DNO reserves the right to apply the listed charges to any other MPANs / MSIDs associated with the site.

Annex 2 - Schedule of Charges for use of the Distribution System by Designated EHV Properties (including LDNOs with Designated EHV Properties/end-users).

| Import Unique Identifier | LLFC | Import MPANs/MSIDs | Export Unique Identifier | LLFC | Export MPANs/MSIDs | Name | Residual Charging Band | Import Super Red unit charge (p/kWh) | Import fixed charge (p/day) | Import capacity charge (p/kVA/day) | Import exceeded capacity charge (p/kVA/day) | Export Super Red unit charge (p/kWh) | Export fixed charge (p/day) | Export capacity charge (p/kVA/day) | Export exceeded capacity charge (p/kVA/day) | |
|--------------------------|---------------|--------------------|--------------------------|---------------|--------------------|---------------------------------|------------------------|--------------------------------------|-----------------------------|------------------------------------|---------------------------------------------|--------------------------------------|-----------------------------|------------------------------------|---------------------------------------------|------|
| 899 | 899 | 2100041201318 | 953 | 953 | 2100041201327 | Cefn Betingau PV | | | 1.76 | 3.62 | 3.62 | | | 632.63 | 0.05 | 0.05 |
| 900 | 900 | 2100041201293 | 954 | 954 | 2100041201309 | Clawdd Ddu PV | | 0.100 | 3.08 | 4.40 | 4.40 | | | 1262.14 | 0.05 | 0.05 |
| 901 | 901 | 2100041212221 | 955 | 955 | 2100041212230 | Pentre Solar Farm | | 1.395 | 294.41 | 2.00 | 2.00 | | | 2944.11 | 0.05 | 0.05 |
| 903 | 903 | 2100041230833 | 957 | 957 | 2100041230842 | Fenton Farm PV | | 9.457 | 5.75 | 5.06 | 5.06 | | | 4138.00 | 0.05 | 0.05 |
| 904 | 904 | 2100041240344 | 958 | 958 | 2100041240353 | Yerbeston Gate Farm PV | | 9.463 | 21.15 | 1.91 | 1.91 | | | 2114.89 | 0.05 | 0.05 |
| 905 | 905 | 2100041251258 | 959 | 959 | 2100041251267 | Pen Y Cae PV | | 0.100 | 7.49 | 2.29 | 2.29 | | | 993.99 | 0.05 | 0.05 |
| 906 | 906 | 2100041251276 | 960 | 960 | 2100041251285 | Saron PV | | 0.100 | 19.32 | 2.04 | 2.04 | | | 2388.78 | 0.05 | 0.05 |
| 907 | 907 | 2100041254969 | 961 | 961 | 2100041254978 | Hendre Fawr PV | | 0.125 | 2.15 | 3.12 | 3.12 | | | 730.03 | 0.05 | 0.05 |
| 908 | 908 | 2100041257250 | 962 | 962 | 2100041257269 | Hendai Farm PV | | 0.278 | 4.15 | 2.76 | 2.76 | | | 692.01 | 0.05 | 0.05 |
| 909 | 909 | 2100041258591 | 963 | 963 | 2100041258607 | Cwm Cae Singrug PV | | 2.161 | 7.41 | 2.01 | 2.01 | | | 741.02 | 0.05 | 0.05 |
| 910 | 910 | 2100041252819 | 964 | 964 | 2100041252837 | Brynteg Farm PV | | 1.386 | 6.25 | 2.70 | 2.70 | | | 670.90 | 0.05 | 0.05 |
| 911 | 911 | 2100041260304 | 965 | 965 | 2100041260313 | Court Coleman PV | | 0.102 | 18.93 | 4.48 | 4.48 | | | 5680.43 | 0.05 | 0.05 |
| 912 | 912 | 2100041260331 | 966 | 966 | 2100041260340 | Llwyndu Farm PV | | 5.515 | 2.99 | 7.47 | 7.47 | | | 650.41 | 0.05 | 0.05 |
| 914 | 914 | 2100041260633 | 968 | 968 | 2100041260642 | Abergelli Farm PV | | | 96.55 | 1.54 | 1.54 | | | 4484.39 | 0.05 | 0.05 |
| 915 | 915 | 2100041264080 | 969 | 969 | 2100041264099 | Crug Mawr Farm PV | | 5.527 | 7.33 | 7.21 | 7.21 | | | 1758.05 | 0.05 | 0.05 |
| 916 | 916 | 2100041265516 | 970 | 970 | 2100041265525 | Yerbeston Chapel Hill PV | | 6.189 | 73.07 | 1.58 | 1.58 | | | 5845.61 | 0.05 | 0.05 |
| 917 | 917 | 2100041265809 | 971 | 971 | 2100041265818 | Aberaman Park Phase 2 | | 0.026 | 34.38 | 1.59 | 1.59 | -0.026 | | 2689.37 | 0.05 | 0.05 |
| 918 | 918 | 2100041267912 | 972 | 972 | 2100041267930 | Rhyd-y-Pandy PV | | | 7.64 | 2.37 | 2.37 | | | 1527.26 | 0.05 | 0.05 |
| 919 | 919 | 2100041268837 | 973 | 973 | 2100041268846 | Haverfordwest PV | | 9.457 | 7.50 | 2.52 | 2.52 | | | 1499.32 | 0.05 | 0.05 |
| 920 | 920 | 2100041269812 | 974 | 974 | 2100041269821 | Blaenllidi Farm WF | | 1.395 | 18.87 | 2.08 | 2.08 | | | 943.72 | 0.05 | 0.05 |
| 2614 | 2614 | 2614 | | | | Aberystwyth - Manweb | 4 | 0.255 | 92577.93 | 6.77 | 6.77 | | | | | |
| 7159 | 7159 | 7159 | 7159 | 7159 | 7159 | Solutia District Energy Newport | | | 9.12 | 2.00 | 2.00 | | | 281.18 | 0.05 | 0.05 |
| 7163 | 7163 | 7163 | 7163 | 7163 | 7163 | Aberaman Park | | 0.026 | 31.49 | 1.85 | 1.85 | -0.010 | | 971.17 | 0.05 | 0.05 |
| 7328 | 7328 | 7328 | 7328 | 7329 | 7329 | Dowlais II STOR CVA | | 0.259 | 557.95 | 1.36 | 1.36 | -0.259 | | 1532.90 | 0.05 | 0.05 |
| 7346 | 7346 | 7346 | 7347 | 7347 | 7347 | Alcoa B STOR | | | 34.39 | 1.58 | 1.58 | | | 1524.23 | 0.05 | 0.05 |
| 7450 | 7450 | 7450 | | | | Rassau Grid Stability | | | 9496.94 | 0.99 | 0.99 | | | | | |
| 7486 | 7486 | 7486 | 7487 | 7487 | 7487 | Llandarcy STOR | | 0.151 | 21.30 | 1.07 | 1.07 | -0.151 | | 851.88 | 0.05 | 0.05 |
| 7488 | 7488 | 7488 | 7489 | 7489 | 7489 | Barry STOR | | 0.016 | 15.18 | 1.07 | 1.07 | -0.016 | | 607.32 | 0.05 | 0.05 |
| New Import 1 | New Import 1 | New Import 1 | | | | Cardiff Data Centre | 4 | | 95022.28 | 2.38 | 2.38 | | | | | |
| New Import 2 | New Import 2 | New Import 2 | | | | Cardiff West Services IDNO | 3 | | 34021.30 | 1.04 | 1.04 | | | | | |
| New Import 3 | New Import 3 | New Import 3 | | | | Ciner Glass | 4 | | 95022.28 | 2.24 | 2.24 | | | | | |
| New Import 4 | New Import 4 | New Import 4 | New Export 4 | New Export 4 | New Export 4 | Coedarrhydyglyn IDNO | | | 14.35 | 1.78 | 1.78 | | | 1390.26 | 0.05 | 0.05 |
| New Import 5 | New Import 5 | New Import 5 | New Export 5 | New Export 5 | New Export 5 | Coity Walla Area | | | 610.62 | 1.23 | 1.23 | | | 42849.05 | 0.05 | 0.05 |
| New Import 6 | New Import 6 | New Import 6 | New Export 6 | New Export 6 | New Export 6 | ENVIROPARKS 33kV GEN | | 0.120 | 281.06 | 1.64 | 1.64 | -0.120 | | 2107.98 | 0.05 | 0.05 |
| New Import 7 | New Import 7 | New Import 7 | New Export 7 | New Export 7 | New Export 7 | GCRE | 4 | | 95022.28 | 3.21 | 3.21 | | | | 0.05 | 0.05 |
| New Import 8 | New Import 8 | New Import 8 | New Export 8 | New Export 8 | New Export 8 | Lewis Merthyr Wind Farm | | | 110.37 | 1.10 | 1.10 | | | 13941.59 | 0.05 | 0.05 |
| New Import 9 | New Import 9 | New Import 9 | New Export 9 | New Export 9 | New Export 9 | Llwyncelyn 33kV WF IDNO | | | 5.26 | 0.69 | 0.69 | | | 232.62 | 0.05 | 0.05 |
| New Import 10 | New Import 10 | New Import 10 | | | | Phoenix Wharf | 4 | | 117737.04 | 2.51 | 2.51 | | | | | |
| New Import 11 | New Import 11 | New Import 11 | | | | Plasdwr | 3 | | 39981.48 | 4.02 | 4.02 | | | | | |
| New Import 12 | New Import 12 | New Import 12 | New Export 12 | New Export 12 | New Export 12 | Upper Qmorse 66kV WF | | | 33.87 | 1.07 | 1.07 | | | 8501.23 | 0.05 | 0.05 |
| New Import 13 | New Import 13 | New Import 13 | | | | Vantage | 4 | 1.105 | 117313.02 | 0.99 | 0.99 | | | | | |
| New Import 14 | New Import 14 | New Import 14 | New Export 14 | New Export 14 | New Export 14 | Wentlooge 132kV PV | | | 12.95 | 3.62 | 3.62 | | | 1359.60 | 0.05 | 0.05 |
| New Import 15 | New Import 15 | New Import 15 | New Export 15 | New Export 15 | New Export 15 | Abergorki WF 33kV | | 0.120 | 34.37 | 1.21 | 1.21 | | | 2984.60 | 0.05 | 0.05 |
| New Import 16 | New Import 16 | New Import 16 | New Export 16 | New Export 16 | New Export 16 | Barry Solar Park | | | 19.05 | 2.47 | 2.47 | | | 1810.07 | 0.05 | 0.05 |
| New Import 17 | New Import 17 | New Import 17 | | | | Bro Tathan 33kV | 2 | 0.055 | 35620.84 | 2.06 | 2.06 | | | | | |
| New Import 18 | New Import 18 | New Import 18 | New Export 18 | New Export 18 | New Export 18 | Bryn Y Rhyd | | 0.100 | 6.22 | 2.63 | 2.63 | | | 3927.25 | 0.05 | 0.05 |
| New Import 19 | New Import 19 | New Import 19 | New Export 19 | New Export 19 | New Export 19 | Bryntail Solar Park | | | 44.04 | 3.00 | 3.00 | | | 5691.80 | 0.05 | 0.05 |
| New Import 20 | New Import 20 | New Import 20 | New Export 20 | New Export 20 | New Export 20 | Brynwell Farm | | 0.016 | 57.77 | 2.28 | 2.28 | | | 5895.32 | 0.05 | 0.05 |
| New Import 21 | New Import 21 | New Import 21 | New Export 21 | New Export 21 | New Export 21 | Caenewydd 132kV PV & BESS | | | 2892.96 | 1.61 | 1.61 | | | 3045.24 | 0.05 | 0.05 |
| New Import 22 | New Import 22 | New Import 22 | New Export 22 | New Export 22 | New Export 22 | Coed Ely Solar Farm | | | 6.04 | 1.96 | 1.96 | | | 616.46 | 0.05 | 0.05 |
| New Import 23 | New Import 23 | New Import 23 | New Export 23 | New Export 23 | New Export 23 | Craig Y Perchych Solar Park | | | 34.54 | 1.27 | 1.27 | | | 2726.40 | 0.05 | 0.05 |
| New Import 24 | New Import 24 | New Import 24 | New Export 24 | New Export 24 | New Export 24 | Cwm Ifor 33kV PV | | 0.001 | 2.86 | 1.97 | 1.97 | | | 874.79 | 0.05 | 0.05 |
| New Import 25 | New Import 25 | New Import 25 | New Export 25 | New Export 25 | New Export 25 | Duffryn Uchaf 132kV | | | 2.62 | 2.62 | 2.62 | | | 1369.86 | 0.05 | 0.05 |
| New Import 26 | New Import 26 | New Import 26 | New Export 26 | New Export 26 | New Export 26 | FOEL TRWSNANT 66kV | | | 119.50 | 0.90 | 0.90 | | | 8365.29 | 0.05 | 0.05 |
| New Import 27 | New Import 27 | New Import 27 | New Export 27 | New Export 27 | New Export 27 | Fonmon Solar Farm | | 0.051 | 6.68 | 3.08 | 3.08 | | | 2738.77 | 0.05 | 0.05 |
| New Import 28 | New Import 28 | New Import 28 | New Export 28 | New Export 28 | New Export 28 | Great House Farm | | 0.045 | 13.76 | 2.99 | 2.99 | | | 1406.87 | 0.05 | 0.05 |
| New Import 29 | New Import 29 | New Import 29 | New Export 29 | New Export 29 | New Export 29 | Gwenlais Solar Farm | | | 3.80 | 2.60 | 2.60 | | | 618.70 | 0.05 | 0.05 |
| New Import 30 | New Import 30 | New Import 30 | New Export 30 | New Export 30 | New Export 30 | Hawse Farm 132kV PV | | | 2.51 | 2.90 | 2.90 | | | 1370.04 | 0.05 | 0.05 |
| New Import 31 | New Import 31 | New Import 31 | New Export 31 | New Export 31 | New Export 31 | Hopkins Farm 33kV PV | | 0.100 | 13.24 | 1.95 | 1.95 | | | 1817.44 | 0.05 | 0.05 |
| New Import 32 | New Import 32 | New Import 32 | New Export 32 | New Export 32 | New Export 32 | Lambeeth Solar Farm IDNO | | | 1131.41 | 1.21 | 1.21 | | | 1154.27 | 0.05 | 0.05 |
| New Import 33 | New Import 33 | New Import 33 | New Export 33 | New Export 33 | New Export 33 | Longlands Solar Park 33kV PV | | | 14.50 | 2.02 | 2.02 | | | 1406.14 | 0.05 | 0.05 |
| New Import 34 | New Import 34 | New Import 34 | New Export 34 | New Export 34 | New Export 34 | Maesmawr Solar Park | | | 137.67 | 1.78 | 1.78 | | | 2957.55 | 0.05 | 0.05 |
| New Import 35 | New Import 35 | New Import 35 | | | | Manorafon 33kV | 1 | 2.611 | 2070.42 | 5.53 | 5.53 | | | | | |
| New Import 36 | New Import 36 | New Import 36 | New Export 36 | New Export 36 | New Export 36 | MELIN COURT 33kV GEN | | 0.121 | 26.13 | 1.42 | 1.42 | | | 1959.83 | 0.05 | 0.05 |
| New Import 37 | New Import 37 | New Import 37 | New Export 37 | New Export 37 | New Export 37 | Mynydd Ffiorch-dwm 33kV PV | | 0.174 | 102.98 | 3.06 | 3.06 | | | 11273.55 | 0.05 | 0.05 |
| New Import 38 | New Import 38 | New Import 38 | New Export 38 | New Export 38 | New Export 38 | Oaklands Farm | | | 2.72 | 2.66 | 2.66 | | | 1389.06 | 0.05 | 0.05 |
| New Import 39 | New Import 39 | New Import 39 | New Export 39 | New Export 39 | New Export 39 | Pen Onn Solar Park | | | 2.98 | 2.09 | 2.09 | | | 1449.71 | 0.05 | 0.05 |

Note: The list of MPANs / MSIDs provided may be incomplete; the DNO reserves the right to apply the listed charges to any other MPANs / MSIDs associated with the site.

Annex 2 - Schedule of Charges for use of the Distribution System by Designated EHV Properties (including LDNOs with Designated EHV Properties/end-users).

| Import Unique Identifier | LLFC | Import MPANs/MSIDs | Export Unique Identifier | LLFC | Export MPANs/MSIDs | Name | Residual Charging Band | Import Super Red unit charge (p/kWh) | Import fixed charge (p/day) | Import capacity charge (p/kVA/day) | Import exceeded capacity charge (p/kVA/day) | Export Super Red unit charge (p/kWh) | Export fixed charge (p/day) | Export capacity charge (p/kVA/day) | Export exceeded capacity charge (p/kVA/day) |
|--------------------------|---------------|--------------------|--------------------------|---------------|--------------------|---------------------------------|------------------------|--------------------------------------|-----------------------------|------------------------------------|---------------------------------------------|--------------------------------------|-----------------------------|------------------------------------|---------------------------------------------|
| New Import 40 | New Import 40 | New Import 40 | New Export 40 | New Export 40 | New Export 40 | PENCOED STOR 132kV | | 0.001 | 6.98 | 1.77 | 1.77 | -0.001 | 2937.98 | 0.05 | 0.05 |
| New Import 41 | New Import 41 | New Import 41 | New Export 41 | New Export 41 | New Export 41 | PENDERI 132kV GEN | | 0.236 | 14.93 | 3.60 | 3.60 | | 8960.03 | 0.05 | 0.05 |
| New Import 42 | New Import 42 | New Import 42 | New Export 42 | New Export 42 | New Export 42 | Pentrebach 66kV PV | | 0.400 | 7.40 | 3.15 | 3.15 | | 1677.35 | 0.05 | 0.05 |
| New Import 43 | New Import 43 | New Import 43 | New Export 43 | New Export 43 | New Export 43 | Point Lane PV 33kV | | 6.458 | 27.74 | 2.39 | 2.39 | | 636.34 | 0.05 | 0.05 |
| New Import 44 | New Import 44 | New Import 44 | | | | Sofidel | 3 | 0.183 | 43259.77 | 2.03 | 2.03 | | | | |
| New Import 45 | New Import 45 | New Import 45 | New Export 45 | New Export 45 | New Export 45 | SOUTHBROOK STOR 33kV GEN | | 0.028 | 8.34 | 1.76 | 1.76 | -0.178 | 1667.89 | 0.05 | 0.05 |
| New Import 46 | New Import 46 | New Import 46 | New Export 46 | New Export 46 | New Export 46 | Swansea East Electric Forecourt | | 0.151 | 997.87 | 1.16 | 1.16 | -0.212 | 1050.26 | 0.05 | 0.05 |
| New Import 47 | New Import 47 | New Import 47 | New Export 47 | New Export 47 | New Export 47 | Traston Road Battery Storage | | | 614.05 | 1.05 | 1.05 | | 646.38 | 0.05 | 0.05 |
| New Import 48 | New Import 48 | New Import 48 | New Export 48 | New Export 48 | New Export 48 | Vogen 33kV Biomass | | | 1305.85 | 1.42 | 1.42 | | 7854.89 | 0.05 | 0.05 |
| New Import 49 | New Import 49 | New Import 49 | New Export 49 | New Export 49 | New Export 49 | Wauntysswg Park 33kV PV | | 0.056 | 2.53 | 3.11 | 3.11 | | 2577.50 | 0.05 | 0.05 |

Note: The list of MPANs / MSIDs provided may be incomplete; the DNO reserves the right to apply the listed charges to any other MPANs / MSIDs associated with the site.

National Grid Electricity Distribution (South Wales) plc - Effective from 1 April 2025 - Final Designated EHV import charges

| Import Unique Identifier | LLFC | Import MPANs/MSIDs | Name | Import Super Red unit charge (p/kWh) | Import fixed charge (p/day) | Import capacity charge (p/kVA/day) | Import exceeded capacity charge (p/kVA/day) |
|--------------------------|------|--------------------|-------------------------|--------------------------------------|-----------------------------|------------------------------------|---------------------------------------------|
| 311 | 311 | 2100041665716 | Afon Llan 33kV PV | | 43.71 | 1.64 | 1.64 |
| 312 | 312 | 2100041707881 | Hendy 66kV WF | 2.122 | 13.66 | 5.59 | 5.59 |
| 419 | 419 | 2100041256896 | Mynydd Y Bwlfa WF | 0.005 | 28.01 | 1.27 | 1.27 |
| 420 | 420 | 2100041327873 | Western Wood 2 Biomass | | 1,909.90 | 1.24 | 1.24 |
| 421 | 421 | 2100041453132 | Mynydd Y Gwair WF | | 12.61 | 1.25 | 1.25 |
| 460 | 460 | 2100041270311 | Penrhiwarwydd Farm PV | 2.169 | 19.48 | 2.09 | 2.09 |
| 461 | 461 | 2100041270288 | Cwmbargoed Coal Washery | 0.130 | 2,605.88 | 1.33 | 1.33 |
| 462 | 462 | 2100041272860 | Little Neath PV | 6.203 | 8.56 | 2.86 | 2.86 |
| 463 | 463 | 2100041136537 | Hoplass Farm PV | 6.203 | 4.23 | 4.94 | 4.94 |
| 464 | 464 | 2100041278152 | Gelliwern Isaf PV | | 3.31 | 2.63 | 2.63 |
| 465 | 465 | 2100041290958 | Oak Cottage PV | 9.459 | 120.93 | 2.02 | 2.02 |
| 466 | 466 | 2100041309926 | Red Court Farm PV | 3.888 | 4.69 | 2.56 | 2.56 |
| 467 | 467 | 2100041319358 | Carn Nicholas PV | 0.151 | 7.56 | 1.18 | 1.18 |
| 468 | 468 | 2100041320646 | Brynwhilach Farm PV | | 61.65 | 1.39 | 1.39 |
| 469 | 469 | 2100041320682 | Pant Y Moch PV1 | 0.175 | 5.71 | 2.23 | 2.23 |
| 470 | 470 | 2100041321808 | Jesus College PV | 0.080 | 4.35 | 3.49 | 3.49 |
| 471 | 471 | 2100041322183 | Sully Moors STOR | 0.138 | 6.73 | 1.65 | 1.65 |
| 472 | 472 | 2100041330919 | Hafod y Dafal PV | 2.157 | 61.82 | 1.51 | 1.51 |
| 475 | 475 | 2100041336488 | Cenin Energy Park T1 WT | | 6.45 | 1.08 | 1.08 |
| 476 | 476 | 2100041336716 | Stormy Down PV | | 12.84 | 1.63 | 1.63 |
| 477 | 477 | 2100041336734 | Oak Grove Farm PV | 0.027 | 2.99 | 2.08 | 2.08 |
| 478 | 478 | 2100041329063 | Llancadle Farm PV | 0.050 | 35.76 | 1.20 | 1.20 |
| 479 | 479 | 2100041339178 | Lower House Farm PV | 2.246 | 158.51 | 1.96 | 1.96 |
| 480 | 480 | 2100041343582 | Derwyn PV | 0.074 | 8.68 | 1.53 | 1.53 |
| 481 | 481 | 2100041343936 | Rosedew PV | 0.050 | 50.46 | 1.41 | 1.41 |
| 482 | 482 | 2100041344647 | Pen Rhiw Caradog PV | 0.026 | 17.93 | 1.30 | 1.30 |
| 483 | 483 | 2100041345400 | Mynydd Y Gwrhyd WF | 0.123 | 29.77 | 1.13 | 1.13 |
| 484 | 484 | 2100041346894 | Tonypandy STOR | | 9.62 | 2.95 | 2.95 |
| 485 | 485 | 2100041346867 | Traston Road STOR | | 8.03 | 2.44 | 2.44 |
| 486 | 486 | 2100041347202 | Maesgwyn Extension WF | 0.119 | 25.33 | 1.25 | 1.25 |
| 487 | 487 | 2100041363418 | Manor Farm PV | 2.046 | 13.01 | 1.66 | 1.66 |
| 488 | 488 | 2100041376426 | Pant Y Moch PV2 | 0.175 | 5.71 | 2.47 | 2.47 |
| 489 | 489 | 2100041355189 | Rhewl Farm PV | 0.027 | 13.46 | 1.36 | 1.36 |
| 491 | 491 | 2100041383511 | Bargoed PV | 0.269 | 1,746.18 | 1.97 | 1.97 |
| 492 | 492 | 2100041383822 | Mynydd Brombil WF | 0.176 | 123.63 | 1.23 | 1.23 |
| 493 | 493 | 2100041383840 | Rassau Ind Est STOR | 0.050 | 41.38 | 1.50 | 1.50 |
| 494 | 494 | 2100041394105 | Llynfi Afan WF | | 1,780.24 | 1.21 | 1.21 |
| 495 | 495 | 2100041394123 | Mynydd Yr Aber 66kV WF | | 120.27 | 1.12 | 1.12 |

Note: The list of MPANs / MSIDs provided may be incomplete; the DNO reserves the right to apply the listed charges to any other MPANs / MSIDs associated with the site.

Annex 2a - Schedule of Import Charges for use of the Distribution System by Designated EHV Properties (including LDNOs with Designated EHV Properties/end-users).

| Import Unique Identifier | LLFC | Import MPANs/MSIDs | Name | Import Super Red unit charge (p/kWh) | Import fixed charge (p/day) | Import capacity charge (p/kVA/day) | Import exceeded capacity charge (p/kVA/day) |
|--------------------------|------|------------------------------------------------------------------------------------------------------------------------------------------------------------------------|-----------------------------|--------------------------------------|-----------------------------|------------------------------------|---------------------------------------------|
| 496 | 496 | 2100041401774 | Waun Y Pound 1 STOR | 0.051 | 6.40 | 1.47 | 1.47 |
| 497 | 497 | 2100041403638 | Cockett Valley PV | 0.067 | 8.06 | 4.08 | 4.08 |
| 498 | 498 | 2100041403656 | Nathenfoel PV | 5.420 | 2.24 | 5.51 | 5.51 |
| 499 | 499 | 2100041403674 | Waun Y Pound 2 STOR | 0.051 | 7.31 | 1.48 | 1.48 |
| 500 | 500 | 2100041407767 | St Peters Church WF | | 79.23 | 1.19 | 1.19 |
| 504 | 504 | 2100040007060 2100040007079 2100040007088 2100040007097 2100040007102 2100040007111 2100040007120 2100040007130 2100040014545 2189999999714 | Corus Trostre | 1.425 | 93,763.20 | 3.18 | 3.18 |
| 507 | 507 | 2100040067486 | ABB Cornelly | | 18.34 | 1.91 | 1.91 |
| 508 | 508 | 2100041079038 | Bettws | | 18.98 | 1.34 | 1.34 |
| 509 | 509 | 2100040126342 | Blaen Bowi | 5.028 | 13.57 | 3.04 | 3.04 |
| 510 | 510 | 2199989614144 | Mir Steel | | 3,494.37 | 0.98 | 0.98 |
| 511 | 511 | 2199989271918 2199989271927 2199989271936 2199989610089 | Boc Margam | | 95,911.80 | 3.29 | 3.29 |
| 512 | 512 | 2199989610024 | Ford Bridgend | 0.040 | 41,327.77 | 2.79 | 2.79 |
| 513 | 513 | 2199989616995 | Alcoa | | 2,599.03 | 1.62 | 1.62 |
| 514 | 514 | 2189999999928 | Celsa Rod Mills | | 52,351.36 | 2.46 | 2.46 |
| 515 | 515 | 2199989638961 2199989638970 | Puma Energy (ex Murphy Oil) | 6.241 | 18,190.97 | 3.45 | 3.45 |
| 518 | 518 | 2189999996884 2189999996893 | Interbrew Magor USKM | 0.008 | 17,210.16 | 3.84 | 3.84 |
| 519 | 519 | 2199989611204 | Mainline Pipelines | 5.180 | 1,902.38 | 3.48 | 3.48 |
| 520 | 520 | 2189999999937 | Celsa 33 11 | | 44,510.42 | 2.58 | 2.58 |
| 522 | 522 | 2199989628537 | Lafarge - Blue Circle | 0.054 | 39,081.18 | 2.50 | 2.50 |
| 529 | 529 | 2189999997284 | Inco | 0.410 | 19,185.46 | 2.89 | 2.89 |
| 532 | 532 | 2199989640232 | DCWW Nantgaredig | 3.284 | 17,975.01 | 6.29 | 6.29 |
| 533 | 533 | 2100041701230 2100041701259 2100041701268 2199989633165 2199989633174 2199989633183 | Bridgend Paper Mill | 2.868 | 43,158.78 | 2.37 | 2.37 |

Note: The list of MPANs / MSIDs provided may be incomplete; the DNO reserves the right to apply the listed charges to any other MPANs / MSIDs associated with the site.

Annex 2a - Schedule of Import Charges for use of the Distribution System by Designated EHV Properties (including LDNOs with Designated EHV Properties/end-users).

| Import Unique Identifier | LLFC | Import MPANs/MSIDs | Name | Import Super Red unit charge (p/kWh) | Import fixed charge (p/day) | Import capacity charge (p/kVA/day) | Import exceeded capacity charge (p/kVA/day) |
|--------------------------|------|------------------------------------------------------------------|--------------------------|--------------------------------------|-----------------------------|------------------------------------|---------------------------------------------|
| 534 | 534 | 2189999997451 2189999997460 2189999997683 | Momentive Chemicals | 0.254 | 2,229.83 | 2.78 | 2.78 |
| 535 | 535 | 2189999998924 2189999998933 2189999998942 2199989663578 | Monsanto | 0.005 | 37,999.22 | 2.76 | 2.76 |
| 536 | 536 | 2199989353701 2199989353710 | Dow Corning | | 38,286.13 | 5.70 | 5.70 |
| 538 | 538 | 2198765295402 | DCWW Rover Way | 0.086 | 17,316.61 | 2.99 | 2.99 |
| 539 | 539 | 2100040302060 | Simms metals | | 3,159.28 | 2.70 | 2.70 |
| 541 | 541 | 2100040752410 2100040752420 | Milford Energy | 6.001 | 92,736.01 | 3.37 | 3.37 |
| 542 | 542 | 2100040636538 2100040653932 | South Hook | 6.343 | 122,715.29 | 4.62 | 4.62 |
| 545 | 545 | 2100040769015 2100040769033 2100040769042 | Felindre | | 100,304.25 | 1.32 | 1.32 |
| 546 | 546 | 2100040781360 2100040781379 | Timet | | 17,975.01 | 2.33 | 2.33 |
| 547 | 547 | 2100040495610 | Blaen Cregan | | 3.65 | 3.95 | 3.95 |
| 548 | 548 | 2100040878007 | Blaengwen Wind Farm | 0.824 | 762.06 | 3.71 | 3.71 |
| 549 | 549 | 2100041471220 2199989639264 | Bryn Titli Wind Farm | 2.148 | 26.91 | 5.60 | 5.60 |
| 571 | 571 | 2100040067538 | Crymlin Burrows | 0.152 | 1,914.03 | 1.40 | 1.40 |
| 572 | 572 | 2199989635669 | Dyffryn Brodyn Wind Farm | 4.079 | 4.47 | 3.93 | 3.93 |
| 574 | 574 | 2199989614809 | Llyn Brianne | 3.413 | 90.58 | 5.59 | 5.59 |
| 575 | 575 | 2100041079171 | Maerdy | 0.106 | 1,777.59 | 1.75 | 1.75 |
| 576 | 576 | 2100041416441 | HIRWAUN GE 33kV GEN | 0.120 | 1,890.66 | 1.13 | 1.13 |
| 577 | 577 | 2100040719992 | Margam Biomass | | 6,526.86 | 1.17 | 1.17 |
| 579 | 579 | 2100040485950 | Pwllfa Gwatkin | 0.096 | 1,772.30 | 1.27 | 1.27 |
| 580 | 580 | 2199989641937 | Taff Ely Wind Farm | | 6.58 | 1.46 | 1.46 |
| 581 | 581 | 2100040609516 | Trecatti | 0.263 | 1,913.62 | 1.07 | 1.07 |
| 582 | 582 | 2100040694060 | Withyhedges Landfill | 9.880 | 1,751.49 | 19.11 | 19.11 |
| 583 | 583 | 2198765146436 | Parc Cynog | 4.007 | 1,741.93 | 3.24 | 3.24 |
| 584 | 584 | 2100040841771 | Parc Cynog (Pendine) | 4.007 | 1,774.31 | 2.99 | 2.99 |
| 585 | 585 | 2100040960600 | Maesgwyn | | 118.85 | 1.24 | 1.24 |
| 586 | 586 | 2100040989413 | Ferndale Wind Farm | | 1,784.69 | 1.30 | 1.30 |
| 587 | 587 | 2100041090096 | Pant y Wal WF | | 42.17 | 2.74 | 2.74 |
| 588 | 588 | 2100041063650 | Mynydd Portref | | 20.49 | 1.31 | 1.31 |
| 589 | 589 | 2100041383878 | Newton Down | | 12.74 | 1.15 | 1.15 |
| 590 | 590 | 2100041200253 | Tiers Cross PV | | 15.13 | 5.78 | 5.78 |

Note: The list of MPANs / MSIDs provided may be incomplete; the DNO reserves the right to apply the listed charges to any other MPANs / MSIDs associated with the site.

Annex 2a - Schedule of Import Charges for use of the Distribution System by Designated EHV Properties (including LDNOs with Designated EHV Properties/end-users).

| Import Unique Identifier | LLFC | Import MPANs/MSIDs | Name | Import Super Red unit charge (p/kWh) | Import fixed charge (p/day) | Import capacity charge (p/kVA/day) | Import exceeded capacity charge (p/kVA/day) |
|--------------------------|------|-------------------------------------------------|-------------------------------|--------------------------------------|-----------------------------|------------------------------------|---------------------------------------------|
| 593 | 593 | 2189999997503 2189999997512 | Thyssenkrupp Camford Pressing | 3.056 | 1,738.65 | 3.70 | 3.70 |
| 594 | 594 | 2189999997025 2189999997034 2189999997043 | Hoover | 0.531 | 2,229.83 | 3.79 | 3.79 |
| 610 | 610 | 2100041407749 | Berthllwyd PV | | 5.95 | 1.76 | 1.76 |
| 612 | 612 | 2100041412093 | Whitton Mawr PV | 0.131 | 14.55 | 1.63 | 1.63 |
| 613 | 613 | 2100041412118 | Barry Dock Biomass | 0.143 | 203.22 | 2.11 | 2.11 |
| 614 | 614 | 2100041412172 | North Tenement PV | 8.943 | 47.24 | 2.24 | 2.24 |
| 615 | 615 | 2100041416423 | Bryncymau Isaf PV | 3.694 | 25.08 | 5.10 | 5.10 |
| 620 | 620 | 2199989611348 | University Hospital of Wales | 0.413 | 17,442.08 | 2.42 | 2.42 |
| 622 | 622 | 2199989609970 | QuinetiQ | 6.408 | 1,902.38 | 4.18 | 4.18 |
| 623 | 623 | 2100041070815 2100041071828 | Western Coal | 0.135 | 2,599.03 | 6.29 | 6.29 |
| 625 | 625 | 2100040983990 | Tregaron | 6.620 | 1,740.27 | 1.54 | 1.54 |
| 627 | 627 | 2100041072798 | Waunaryllydd STOR | 0.066 | 1,742.39 | 1.21 | 1.21 |
| 628 | 628 | 2100041078805 | Briton Ferry BESS 33KV | 0.174 | 611.43 | 1.07 | 1.07 |
| 629 | 629 | 2100041089700 | Hirwaun BESS 33KV | 0.120 | 901.99 | 1.05 | 1.05 |
| 631 | 631 | 2100041080121 | Ffos Las PV | 1.397 | 19.21 | 2.47 | 2.47 |
| 632 | 632 | 2100041080140 | Pont Andrew PV | 1.395 | 19.50 | 2.15 | 2.15 |
| 634 | 634 | 2100041495912 | Beaufort Power STOR | 0.046 | 225.55 | 1.37 | 1.37 |
| 635 | 635 | 2100041611942 | Cenin Energy Park ParcStormy | | 1,854.80 | 1.07 | 1.07 |
| 671 | 671 | 2100041495940 | Brecon Power STOR | 0.045 | 260.35 | 1.25 | 1.25 |
| 672 | 672 | 2100041611960 | Cenin Energy Park Battery | | 1,910.72 | 1.07 | 1.07 |
| 680 | 680 | 2100041526631 | Bryn Blaen WF | 2.148 | 23.79 | 5.63 | 5.63 |
| 681 | 681 | 2100041539170 | Ystradffin Hydro | 3.429 | 31.34 | 5.65 | 5.65 |
| 682 | 682 | 2100041620352 | Bryn Henllys 33kV PV | 0.105 | 1,770.18 | 1.96 | 1.96 |
| 688 | 688 | 2100041546201 2100041546674 | Swansea University | 0.075 | 7,682.55 | 3.22 | 3.22 |
| 689 | 689 | 2100041611915 | Cenin Energy Park T2 WT | | 6.45 | 1.16 | 1.16 |
| 750 | 750 | 2100041422668 | Brechfa Forest West WF | | 784.49 | 1.34 | 1.34 |
| 751 | 751 | 2100041566217 2100041566341 | Pembroke Refinery | | 121,799.58 | 0.96 | 0.96 |
| 752 | 752 | 2100041612468 | LLANWERN FM 132kV GEN | | 2.32 | 4.01 | 4.01 |
| 760 | 760 | 2100041324775 | Pen Y Cymoedd WF Aux. | 0.102 | 4,700.36 | 1.63 | 1.63 |
| 761 | 761 | 2100041490037 | Afan Way STOR | 0.174 | 12.25 | 1.90 | 1.90 |
| 762 | 762 | 2100041418350 | Manmoel PV | 2.152 | 71.44 | 1.24 | 1.24 |
| 763 | 763 | 2100041438659 | Maesgwyn Extension PV | 0.119 | 12.66 | 1.28 | 1.28 |
| 764 | 764 | 2100041444801 | Crumlin STOR | 2.136 | 18.43 | 1.42 | 1.42 |
| 765 | 765 | 2100041445958 | Pen Bryn Oer WF | 0.267 | 53.12 | 1.16 | 1.16 |

Note: The list of MPANs / MSIDs provided may be incomplete; the DNO reserves the right to apply the listed charges to any other MPANs / MSIDs associated with the site.

Annex 2a - Schedule of Import Charges for use of the Distribution System by Designated EHV Properties (including LDNOs with Designated EHV Properties/end-users).

| Import Unique Identifier | LLFC | Import MPANs/MSIDs | Name | Import Super Red unit charge (p/kWh) | Import fixed charge (p/day) | Import capacity charge (p/kVA/day) | Import exceeded capacity charge (p/kVA/day) |
|--------------------------|------|--------------------------------|---------------------------------|--------------------------------------|-----------------------------|------------------------------------|---------------------------------------------|
| 880 | 880 | 2189999997595 2189999997600 | Tata Margam | | 92,577.93 | 1.75 | 1.75 |
| 882 | 882 | 2100041103391 | Tir John BESS 33KV | 0.151 | 563.48 | 1.09 | 1.09 |
| 883 | 883 | 2100041105593 | Wear Point WF | 7.326 | 17.08 | 1.49 | 1.49 |
| 884 | 884 | 2100041113229 | West Farm PV | 6.496 | 7.68 | 1.54 | 1.54 |
| 885 | 885 | 2100041113326 | Jordanston Farm PV | 6.362 | 3.95 | 3.23 | 3.23 |
| 886 | 886 | 2100041115787 | Rudbaxton PV | 9.797 | 12.04 | 13.82 | 13.82 |
| 888 | 888 | 2100041120350 | Dowlais STOR | 0.260 | 2,740.50 | 0.99 | 0.99 |
| 890 | 890 | 2100041142372 | Trident Park Recovery | 0.011 | 2,099.51 | 1.25 | 1.25 |
| 891 | 891 | 2100041150763 | Baglan Bay PV | 0.174 | 13.08 | 2.92 | 2.92 |
| 892 | 892 | 2100041150781 | Caermelyn PV | 10.768 | 6.22 | 4.87 | 4.87 |
| 893 | 893 | 2100041150833 | Liddlestone Ridge PV | 8.237 | 1,742.34 | 7.25 | 7.25 |
| 894 | 894 | 2100041172093 | Garn Farm PV | 0.075 | 43.89 | 1.28 | 1.28 |
| 896 | 896 | 2100041195090 | Treguff Farm PV | 0.056 | 16.69 | 1.12 | 1.12 |
| 897 | 897 | 2100041197887 | Loughor Solar Park | 0.051 | 4.23 | 2.82 | 2.82 |
| 898 | 898 | 2100041197869 | Sutton Farm PV | 0.074 | 22.25 | 1.97 | 1.97 |
| 899 | 899 | 2100041201318 | Cefn Betingau PV | | 1.76 | 3.62 | 3.62 |
| 900 | 900 | 2100041201293 | Clawdd Ddu PV | 0.100 | 3.08 | 4.40 | 4.40 |
| 901 | 901 | 2100041212221 | Pentre Solar Farm | 1.395 | 294.41 | 2.00 | 2.00 |
| 903 | 903 | 2100041230833 | Fenton Farm PV | 9.457 | 5.75 | 5.06 | 5.06 |
| 904 | 904 | 2100041240344 | Yerbeston Gate Farm PV | 9.463 | 21.15 | 1.91 | 1.91 |
| 905 | 905 | 2100041251258 | Pen Y Cae PV | 0.100 | 7.49 | 2.29 | 2.29 |
| 906 | 906 | 2100041251276 | Saron PV | 0.100 | 19.32 | 2.04 | 2.04 |
| 907 | 907 | 2100041254969 | Hendre Fawr PV | 0.125 | 2.15 | 3.12 | 3.12 |
| 908 | 908 | 2100041257250 | Hendai Farm PV | 0.278 | 4.15 | 2.76 | 2.76 |
| 909 | 909 | 2100041258591 | Cwm Cae Singrug PV | 2.161 | 7.41 | 2.01 | 2.01 |
| 910 | 910 | 2100041252819 | Brynteg Farm PV | 1.386 | 6.25 | 2.70 | 2.70 |
| 911 | 911 | 2100041260304 | Court Coleman PV | 0.102 | 18.93 | 4.48 | 4.48 |
| 912 | 912 | 2100041260331 | Llwyndu Farm PV | 5.515 | 2.99 | 7.47 | 7.47 |
| 914 | 914 | 2100041260633 | Abergelli Farm PV | | 96.55 | 1.54 | 1.54 |
| 915 | 915 | 2100041264080 | Crug Mawr Farm PV | 5.527 | 7.33 | 7.21 | 7.21 |
| 916 | 916 | 2100041265516 | Yerbeston Chapel Hill PV | 6.189 | 73.07 | 1.58 | 1.58 |
| 917 | 917 | 2100041265809 | Aberaman Park Phase 2 | 0.026 | 34.38 | 1.59 | 1.59 |
| 918 | 918 | 2100041267912 | Rhyd-y-Pandy PV | | 7.64 | 2.37 | 2.37 |
| 919 | 919 | 2100041268837 | Haverfordwest PV | 9.457 | 7.50 | 2.52 | 2.52 |
| 920 | 920 | 2100041269812 | Blaenlliedi Farm WF | 1.395 | 18.87 | 2.08 | 2.08 |
| 2614 | 2614 | 2614 | Aberystwyth - Manweb | 0.255 | 92,577.93 | 6.77 | 6.77 |
| 7159 | 7159 | 7159 | Solutia District Energy Newport | | 9.12 | 2.00 | 2.00 |
| 7163 | 7163 | 7163 | Aberaman Park | 0.026 | 31.49 | 1.85 | 1.85 |
| 7328 | 7328 | 7328 | Dowlais II STOR CVA | 0.259 | 557.95 | 1.36 | 1.36 |
| 7346 | 7346 | 7346 | Alcoa B STOR | | 34.39 | 1.58 | 1.58 |

Note: The list of MPANs / MSIDs provided may be incomplete; the DNO reserves the right to apply the listed charges to any other MPANs / MSIDs associated with the site.

Annex 2a - Schedule of Import Charges for use of the Distribution System by Designated EHV Properties (including LDNOs with Designated EHV Properties/end-users).

| Import Unique Identifier | LLFC | Import MPANs/MSIDs | Name | Import Super Red unit charge (p/kWh) | Import fixed charge (p/day) | Import capacity charge (p/kVA/day) | Import exceeded capacity charge (p/kVA/day) |
|--------------------------|---------------|--------------------|------------------------------|--------------------------------------|-----------------------------|------------------------------------|---------------------------------------------|
| 7450 | 7450 | 7450 | Rassau Grid Stability | | 9,496.94 | 0.99 | 0.99 |
| 7486 | 7486 | 7486 | Llandarcy STOR | 0.151 | 21.30 | 1.07 | 1.07 |
| 7488 | 7488 | 7488 | Barry STOR | 0.016 | 15.18 | 1.07 | 1.07 |
| New Import 1 | New Import 1 | New Import 1 | Cardiff Data Centre | | 95,022.28 | 2.38 | 2.38 |
| New Import 2 | New Import 2 | New Import 2 | Cardiff West Services IDNO | | 34,021.30 | 1.04 | 1.04 |
| New Import 3 | New Import 3 | New Import 3 | Ciner Glass | | 95,022.28 | 2.24 | 2.24 |
| New Import 4 | New Import 4 | New Import 4 | Coedarrhydyglyn IDNO | | 14.35 | 1.78 | 1.78 |
| New Import 5 | New Import 5 | New Import 5 | Coity Walia Area | | 610.62 | 1.23 | 1.23 |
| New Import 6 | New Import 6 | New Import 6 | ENVIROPARKS 33kV GEN | 0.120 | 281.06 | 1.64 | 1.64 |
| New Import 7 | New Import 7 | New Import 7 | GCRE | | 95,022.28 | 3.21 | 3.21 |
| New Import 8 | New Import 8 | New Import 8 | Lewis Merthyr Wind Farm | | 110.37 | 1.10 | 1.10 |
| New Import 9 | New Import 9 | New Import 9 | Llwyncelyn 33kV WF IDNO | | 5.26 | 0.69 | 0.69 |
| New Import 10 | New Import 10 | New Import 10 | Phoenix Wharf | | 117,737.04 | 2.51 | 2.51 |
| New Import 11 | New Import 11 | New Import 11 | Plasdwr | | 39,981.48 | 4.02 | 4.02 |
| New Import 12 | New Import 12 | New Import 12 | Upper Ogmores 66kV WF | | 33.87 | 1.07 | 1.07 |
| New Import 13 | New Import 13 | New Import 13 | Vantage | 1.105 | 117,313.02 | 0.99 | 0.99 |
| New Import 14 | New Import 14 | New Import 14 | Wentlooge 132kV PV | | 12.95 | 3.62 | 3.62 |
| New Import 15 | New Import 15 | New Import 15 | Abergorki WF 33kV | 0.120 | 34.37 | 1.21 | 1.21 |
| New Import 16 | New Import 16 | New Import 16 | Barry Solar Park | | 19.05 | 2.47 | 2.47 |
| New Import 17 | New Import 17 | New Import 17 | Bro Tathan 33kV | 0.055 | 35,620.84 | 2.06 | 2.06 |
| New Import 18 | New Import 18 | New Import 18 | Bryn Y Rhyd | 0.100 | 6.22 | 2.63 | 2.63 |
| New Import 19 | New Import 19 | New Import 19 | Bryntail Solar Park | | 44.04 | 3.00 | 3.00 |
| New Import 20 | New Import 20 | New Import 20 | Brynwell Farm | 0.016 | 57.77 | 2.28 | 2.28 |
| New Import 21 | New Import 21 | New Import 21 | Caenewydd 132kV PV & BESS | | 2,892.96 | 1.61 | 1.61 |
| New Import 22 | New Import 22 | New Import 22 | Coed Ely Solar Farm | | 6.04 | 1.96 | 1.96 |
| New Import 23 | New Import 23 | New Import 23 | Craig Y Perchych Solar Park | | 34.54 | 1.27 | 1.27 |
| New Import 24 | New Import 24 | New Import 24 | Cwm Ifor 33kV PV | 0.001 | 2.86 | 1.97 | 1.97 |
| New Import 25 | New Import 25 | New Import 25 | Duffryn Uchaf 132kV | | 2.69 | 2.62 | 2.62 |
| New Import 26 | New Import 26 | New Import 26 | FOEL TRWSNANT 66kV | | 119.50 | 0.90 | 0.90 |
| New Import 27 | New Import 27 | New Import 27 | Fonmon Solar Farm | 0.051 | 6.68 | 3.08 | 3.08 |
| New Import 28 | New Import 28 | New Import 28 | Great House Farm | 0.045 | 13.76 | 2.99 | 2.99 |
| New Import 29 | New Import 29 | New Import 29 | Gwenlais Solar Farm | | 3.80 | 2.60 | 2.60 |
| New Import 30 | New Import 30 | New Import 30 | Hawse Farm 132kV PV | | 2.51 | 2.90 | 2.90 |
| New Import 31 | New Import 31 | New Import 31 | Hopkins Farm 33kV PV | 0.100 | 13.24 | 1.95 | 1.95 |
| New Import 32 | New Import 32 | New Import 32 | Lambeeth Solar Farm IDNO | | 1,131.41 | 1.21 | 1.21 |
| New Import 33 | New Import 33 | New Import 33 | Longlands Solar Park 33kV PV | | 14.50 | 2.02 | 2.02 |
| New Import 34 | New Import 34 | New Import 34 | Maesmawr Solar Park | | 137.67 | 1.78 | 1.78 |
| New Import 35 | New Import 35 | New Import 35 | Manorafon 33kV | 2.611 | 2,070.42 | 5.53 | 5.53 |
| New Import 36 | New Import 36 | New Import 36 | MELIN COURT 33kV GEN | 0.121 | 26.13 | 1.42 | 1.42 |
| New Import 37 | New Import 37 | New Import 37 | Mynydd Fforch-dwm 33kV PV | 0.174 | 102.98 | 3.06 | 3.06 |
| New Import 38 | New Import 38 | New Import 38 | Oaklands Farm | | 2.72 | 2.66 | 2.66 |

Note: The list of MPANs / MSIDs provided may be incomplete; the DNO reserves the right to apply the listed charges to any other MPANs / MSIDs associated with the site.

Annex 2a - Schedule of Import Charges for use of the Distribution System by Designated EHV Properties (including LDNOs with Designated EHV Properties/end-users).

| Import Unique Identifier | LLFC | Import MPANs/MSIDs | Name | Import Super Red unit charge (p/kWh) | Import fixed charge (p/day) | Import capacity charge (p/kVA/day) | Import exceeded capacity charge (p/kVA/day) |
|--------------------------|---------------|--------------------|---------------------------------|--------------------------------------|-----------------------------|------------------------------------|---------------------------------------------|
| New Import 39 | New Import 39 | New Import 39 | Pen Onn Solar Park | | 2.98 | 2.09 | 2.09 |
| New Import 40 | New Import 40 | New Import 40 | PENCOED STOR 132kV | 0.001 | 6.98 | 1.77 | 1.77 |
| New Import 41 | New Import 41 | New Import 41 | PENDERI 132kV GEN | 0.236 | 14.93 | 3.60 | 3.60 |
| New Import 42 | New Import 42 | New Import 42 | Pentrebach 66kV PV | 0.400 | 7.40 | 3.15 | 3.15 |
| New Import 43 | New Import 43 | New Import 43 | Point Lane PV 33kV | 6.458 | 27.74 | 2.39 | 2.39 |
| New Import 44 | New Import 44 | New Import 44 | Sofidel | 0.183 | 43,259.77 | 2.03 | 2.03 |
| New Import 45 | New Import 45 | New Import 45 | SOUTHBROOK STOR 33kV GEN | 0.028 | 8.34 | 1.76 | 1.76 |
| New Import 46 | New Import 46 | New Import 46 | Swansea East Electric Forecourt | 0.151 | 997.87 | 1.16 | 1.16 |
| New Import 47 | New Import 47 | New Import 47 | Traston Road Battery Storage | | 614.05 | 1.05 | 1.05 |
| New Import 48 | New Import 48 | New Import 48 | Vogen 33kV Biomass | | 1,305.85 | 1.42 | 1.42 |
| New Import 49 | New Import 49 | New Import 49 | Wautyyswg Park 33kV PV | 0.056 | 2.53 | 3.11 | 3.11 |

Note: The list of MPANs / MSIDs provided may be incomplete; the DNO reserves the right to apply the listed charges to any other MPANs / MSIDs associated with the site.

National Grid Electricity Distribution (South Wales) plc - Effective from 1 April 2025 - Final Designated EHV export charges

| Export Unique Identifier | LLFC | Export MPANs/MSIDs | Name | Export Super Red unit charge (p/kWh) | Export fixed charge (p/day) | Export capacity charge (p/kVA/day) | Export exceeded capacity charge (p/kVA/day) |
|--------------------------|------|--------------------|-------------------------|--------------------------------------|-----------------------------|------------------------------------|---------------------------------------------|
| 637 | 637 | 2100041665725 | Afon Llan 33kV PV | | 3,933.71 | 0.05 | 0.05 |
| 638 | 638 | 2100041707890 | Hendy 66kV WF | | 998.76 | 0.05 | 0.05 |
| 425 | 425 | 2100041256901 | Mynydd Y Bwllfa WF | | 1,344.54 | 0.05 | 0.05 |
| 426 | 426 | 2100041327882 | Western Wood 2 Biomass | -0.018 | 2,009.91 | 0.05 | 0.05 |
| 427 | 427 | 2100041453141 | Mynydd Y Gwair WF | | 2,067.62 | 0.05 | 0.05 |
| 975 | 975 | 2100041270320 | Penrhiwarwydd Farm PV | | 1,192.28 | 0.05 | 0.05 |
| 976 | 976 | 2100041272870 | Little Neath PV | | 1,426.39 | 0.05 | 0.05 |
| 943 | 943 | 2100041136546 | Hoplass Farm PV | | 1,268.12 | 0.05 | 0.05 |
| 977 | 977 | 2100041278161 | Gelliwern Isaf PV | | 661.96 | 0.05 | 0.05 |
| 978 | 978 | 2100041290967 | Oak Cottage PV | | 9,251.31 | 0.05 | 0.05 |
| 979 | 979 | 2100041309935 | Red Court Farm PV | | 749.69 | 0.05 | 0.05 |
| 980 | 980 | 2100041319367 | Carn Nicholas PV | | 1,208.96 | 0.05 | 0.05 |
| 981 | 981 | 2100041320655 | Brynwhilach Farm PV | | 1,151.26 | 0.05 | 0.05 |
| 982 | 982 | 2100041320691 | Pant Y Moch PV1 | | 1,014.19 | 0.05 | 0.05 |
| 983 | 983 | 2100041321817 | Jesus College PV | | 739.58 | 0.05 | 0.05 |
| 984 | 984 | 2100041322192 | Sully Moors STOR | -0.138 | 615.77 | 0.05 | 0.05 |
| 985 | 985 | 2100041330928 | Hafod y Dafal PV | | 3,857.43 | 0.05 | 0.05 |
| 988 | 988 | 2100041336497 | Cenin Energy Park T1 WT | | 69.69 | 0.05 | 0.05 |
| 989 | 989 | 2100041336725 | Stormy Down PV | | 609.67 | 0.05 | 0.05 |
| 721 | 721 | 2100041336743 | Oak Grove Farm PV | | 747.82 | 0.05 | 0.05 |
| 722 | 722 | 2100041329072 | Llancadle Farm PV | | 697.23 | 0.05 | 0.05 |
| 723 | 723 | 2100041339187 | Lower House Farm PV | | 6,974.58 | 0.05 | 0.05 |
| 724 | 724 | 2100041343607 | Derwyn PV | | 694.45 | 0.05 | 0.05 |
| 725 | 725 | 2100041343945 | Rosedew PV | | 1,325.24 | 0.05 | 0.05 |
| 726 | 726 | 2100041344656 | Pen Rhiw Caradog PV | | 738.82 | 0.05 | 0.05 |
| 727 | 727 | 2100041345419 | Mynydd Y Gwrhyd WF | | 1,399.39 | 0.05 | 0.05 |
| 728 | 728 | 2100041346900 | Tonypandy STOR | -0.381 | 1,009.64 | 0.05 | 0.05 |
| 729 | 729 | 2100041346885 | Traston Road STOR | | 844.95 | 0.05 | 0.05 |
| 730 | 730 | 2100041347211 | Maesgwyn Extension WF | | 316.59 | 0.05 | 0.05 |
| 731 | 731 | 2100041363427 | Manor Farm PV | | 1,001.79 | 0.05 | 0.05 |
| 732 | 732 | 2100041376435 | Pant Y Moch PV2 | | 1,014.19 | 0.05 | 0.05 |

Note: The list of MPANs / MSIDs provided may be incomplete; the DNO reserves the right to apply the listed charges to any other MPANs / MSIDs associated with the site.

Annex 2b - Schedule of Export Charges for use of the Distribution System by Designated EHV Properties (including LDNOs with Designated EHV Properties/end-users).

| Export Unique Identifier | LLFC | Export MPANs/MSIDs | Name | Export Super Red unit charge (p/kWh) | Export fixed charge (p/day) | Export capacity charge (p/kVA/day) | Export exceeded capacity charge (p/kVA/day) |
|--------------------------|------|------------------------------------------------------------------|--------------------------|--------------------------------------|-----------------------------|------------------------------------|---------------------------------------------|
| 733 | 733 | 2100041355198 | Rhewl Farm PV | | 807.45 | 0.05 | 0.05 |
| 735 | 735 | 2100041383520 | Bargoed PV | | 614.97 | 0.05 | 0.05 |
| 736 | 736 | 2100041383831 | Mynydd Brombil WF | | 4,164.34 | 0.05 | 0.05 |
| 737 | 737 | 2100041383850 | Rassau Ind Est STOR | -0.050 | 3,097.34 | 0.05 | 0.05 |
| 738 | 738 | 2100041394114 | Llynfi Afan WF | | 4,202.97 | 0.05 | 0.05 |
| 739 | 739 | 2100041394132 | Mynydd Yr Aber 66kV WF | | 6,326.31 | 0.05 | 0.05 |
| 740 | 740 | 2100041401792 | Waun Y Pound 1 STOR | -0.051 | 616.10 | 0.05 | 0.05 |
| 741 | 741 | 2100041403647 | Cockett Valley PV | | 1,645.64 | 0.05 | 0.05 |
| 742 | 742 | 2100041403665 | Nathenfoel PV | | 941.03 | 0.05 | 0.05 |
| 743 | 743 | 2100041403683 | Waun Y Pound 2 STOR | -0.051 | 615.20 | 0.05 | 0.05 |
| 744 | 744 | 2100041407776 | St Peters Church WF | | 3,706.92 | 0.05 | 0.05 |
| 664 | 664 | 2100040067477 | ABB Cornelly | -0.104 | 1,340.93 | 0.05 | 0.05 |
| 674 | 674 | 2100041079047 | Bettws | | 1,404.86 | 0.05 | 0.05 |
| 660 | 660 | 2100040126333 | Blaen Bowi | | | | |
| 778 | 778 | 2100041256140 | Ford Bridgend | | 118.46 | 0.05 | 0.05 |
| 619 | 619 | 2100040023638 2100040023647 | Interbrew Magor USKM | | | | |
| 633 | 633 | 2198765427530 | Bridgend Paper Mill | -2.868 | 1,070.79 | 0.05 | 0.05 |
| 617 | 617 | 2100040890412 2100040890430 2100040890440 2100040890459 | Monsanto | -0.719 | 192.83 | 0.05 | 0.05 |
| 636 | 636 | 2189999997354 | Dow Corning | -0.246 | 499.33 | 0.05 | 0.05 |
| 786 | 786 | 2100041213572 | DCWW Rover Way | -0.129 | 125.47 | 0.05 | 0.05 |
| 678 | 678 | 2100040752396 2100040752401 | Milford Energy | -6.001 | 169.37 | 0.05 | 0.05 |
| 663 | 663 | 2100040495600 | Blaen Cregan | | | | |
| 668 | 668 | 2100040878016 | Blaengwen Wind Farm | | 17,527.43 | 0.05 | 0.05 |
| 651 | 651 | 2100041471239 2199989632384 | Bryn Titli Wind Farm | | 986.81 | 0.05 | 0.05 |
| 665 | 665 | 2100040067529 | Crymlin Burrows | | | | |
| 652 | 652 | 2189999997390 | Dyffryn Brodyn Wind Farm | | | | |
| 653 | 653 | 2199989612769 | Llyn Brianne | -12.189 | 5,434.83 | 0.05 | 0.05 |
| 676 | 676 | 2100041079180 | Maerdy | | 3,115.18 | 0.05 | 0.05 |
| 773 | 773 | 2100041416450 | HIRWAUN GE 33kV GEN | -0.120 | 1,600.26 | 0.05 | 0.05 |
| 661 | 661 | 2100040719983 | Margam Biomass | -0.011 | 6,526.86 | 0.05 | 0.05 |

Note: The list of MPANs / MSIDs provided may be incomplete; the DNO reserves the right to apply the listed charges to any other MPANs / MSIDs associated with the site.

Annex 2b - Schedule of Export Charges for use of the Distribution System by Designated EHV Properties (including LDNOs with Designated EHV Properties/end-users).

| Export Unique Identifier | LLFC | Export MPANs/MSIDs | Name | Export Super Red unit charge (p/kWh) | Export fixed charge (p/day) | Export capacity charge (p/kVA/day) | Export exceeded capacity charge (p/kVA/day) |
|--------------------------|------|--------------------|------------------------------|--------------------------------------|-----------------------------|------------------------------------|---------------------------------------------|
| 670 | 670 | 2100040485940 | Pwllfa Gwatin | | | | |
| 650 | 650 | 2189999997345 | Taff Ely Wind Farm | | 723.86 | 0.05 | 0.05 |
| 662 | 662 | 2100040609507 | Trecatti | -0.263 | 1,049.85 | 0.05 | 0.05 |
| 666 | 666 | 2100040694051 | Withyhedges Landfill | -44.945 | 738.22 | 0.05 | 0.05 |
| 659 | 659 | 2198765142992 | Parc Cynog | | | | |
| 667 | 667 | 2100040841780 | Parc Cynog (Pendine) | | 622.48 | 0.05 | 0.05 |
| 684 | 684 | 2100040960619 | Maesgwyn | | 6,180.04 | 0.05 | 0.05 |
| 679 | 679 | 2100040989431 | Ferndale Wind Farm | | 1,473.28 | 0.05 | 0.05 |
| 685 | 685 | 2100041090087 | Pant y Wal WF | | 3,938.41 | 0.05 | 0.05 |
| 686 | 686 | 2100041063669 | Mynydd Portref | | 1,365.91 | 0.05 | 0.05 |
| 687 | 687 | 2100041383887 | Newton Down | | 609.76 | 0.05 | 0.05 |
| 649 | 649 | 2100041200262 | Tiers Cross PV | | 1,544.95 | 0.05 | 0.05 |
| 745 | 745 | 2100041407758 | Berthllwyd PV | | 1,012.16 | 0.05 | 0.05 |
| 747 | 747 | 2100041412109 | Whitton Mawr PV | | 640.03 | 0.05 | 0.05 |
| 748 | 748 | 2100041412127 | Barry Dock Biomass | -0.171 | 2,322.91 | 0.05 | 0.05 |
| 749 | 749 | 2100041412181 | North Tenement PV | | 2,149.39 | 0.05 | 0.05 |
| 772 | 772 | 2100041416432 | Bryncyrnau Isaf PV | | 1,620.31 | 0.05 | 0.05 |
| 658 | 658 | 2199989641360 | Tregaron | -6.620 | 162.11 | 0.05 | 0.05 |
| 646 | 646 | 2100041072803 | Waunarlydd STOR | -0.066 | 748.26 | 0.05 | 0.05 |
| 645 | 645 | 2100041078814 | Briton Ferry BESS 33KV | -0.209 | 633.56 | 0.05 | 0.05 |
| 644 | 644 | 2100041089685 | Hirwaun BESS 33KV | -0.120 | 934.63 | 0.05 | 0.05 |
| 643 | 643 | 2100041080130 | Ffos Las PV | | 960.64 | 0.05 | 0.05 |
| 642 | 642 | 2100041080177 | Pont Andrew PV | | 974.81 | 0.05 | 0.05 |
| 922 | 922 | 2100041495921 | Beaufort Power STOR | -0.046 | 7,406.25 | 0.05 | 0.05 |
| 695 | 695 | 2100041611951 | Cenin Energy Park ParcStormy | | 136.80 | 0.05 | 0.05 |
| 921 | 921 | 2100041495959 | Brecon Power STOR | -0.045 | 8,276.72 | 0.05 | 0.05 |
| 696 | 696 | 2100041611970 | Cenin Energy Park Battery | | 172.08 | 0.05 | 0.05 |
| 990 | 990 | 2100041526640 | Bryn Blaen WF | | 992.31 | 0.05 | 0.05 |
| 991 | 991 | 2100041539180 | Ystradffin Hydro | -12.244 | 626.80 | 0.05 | 0.05 |
| 992 | 992 | 2100041620361 | Bryn Henllys 33kV PV | | 8,297.59 | 0.05 | 0.05 |
| 690 | 690 | 2100041611924 | Cenin Energy Park T2 WT | | 180.68 | 0.05 | 0.05 |
| 779 | 779 | 2100041422677 | Brechfa Forest West WF | | 94,923.25 | 0.05 | 0.05 |
| 428 | 428 | 2100041612477 | LLANWERN FM 132kV GEN | | 1,395.88 | 0.05 | 0.05 |
| 789 | 789 | 2100041490046 | Afan Way STOR | -0.174 | 980.16 | 0.05 | 0.05 |
| 774 | 774 | 2100041418360 | Manmoel PV | | 2,476.84 | 0.05 | 0.05 |
| 775 | 775 | 2100041438668 | Maesgwyn Extension PV | | 349.90 | 0.05 | 0.05 |

Note: The list of MPANs / MSIDs provided may be incomplete; the DNO reserves the right to apply the listed charges to any other MPANs / MSIDs associated with the site.

Annex 2b - Schedule of Export Charges for use of the Distribution System by Designated EHV Properties (including LDNOs with Designated EHV Properties/end-users).

| Export Unique Identifier | LLFC | Export MPANs/MSIDs | Name | Export Super Red unit charge (p/kWh) | Export fixed charge (p/day) | Export capacity charge (p/kVA/day) | Export exceeded capacity charge (p/kVA/day) |
|--------------------------|------|--------------------|--------------------------|--------------------------------------|-----------------------------|------------------------------------|---------------------------------------------|
| 776 | 776 | 2100041444810 | Crumlin STOR | -2.136 | 1,108.94 | 0.05 | 0.05 |
| 777 | 777 | 2100041445967 | Pen Bryn Oer WF | | 1,678.62 | 0.05 | 0.05 |
| 601 | 601 | 2189999998739 | Tata Margam | -0.078 | | 0.05 | 0.05 |
| 790 | 790 | 2100041103407 | Tir John BESS 33KV | -0.227 | 637.54 | 0.05 | 0.05 |
| 940 | 940 | 2100041105609 | Wear Point WF | | 2,440.71 | 0.05 | 0.05 |
| 791 | 791 | 2100041113247 | West Farm PV | | 678.98 | 0.05 | 0.05 |
| 792 | 792 | 2100041113335 | Jordanston Farm PV | | 897.74 | 0.05 | 0.05 |
| 793 | 793 | 2100041115796 | Rudbaxton PV | | 2,190.53 | 0.05 | 0.05 |
| 942 | 942 | 2100041120360 | Dowlais STOR | -0.260 | 1,054.55 | 0.05 | 0.05 |
| 944 | 944 | 2100041142381 | Trident Park Recovery | -0.011 | 15,462.46 | 0.05 | 0.05 |
| 945 | 945 | 2100041150772 | Baglan Bay PV | | 3,269.35 | 0.05 | 0.05 |
| 946 | 946 | 2100041150790 | Caermelyn PV | | 622.22 | 0.05 | 0.05 |
| 947 | 947 | 2100041150842 | Liddlestone Ridge PV | | 775.63 | 0.05 | 0.05 |
| 948 | 948 | 2100041172109 | Garn Farm PV | | 702.17 | 0.05 | 0.05 |
| 950 | 950 | 2100041195106 | Treguff Farm PV | | 634.32 | 0.05 | 0.05 |
| 951 | 951 | 2100041197896 | Loughor Solar Park | | 659.85 | 0.05 | 0.05 |
| 952 | 952 | 2100041197878 | Sutton Farm PV | | 1,779.96 | 0.05 | 0.05 |
| 953 | 953 | 2100041201327 | Cefn Betingau PV | | 632.63 | 0.05 | 0.05 |
| 954 | 954 | 2100041201309 | Clawdd Ddu PV | | 1,262.14 | 0.05 | 0.05 |
| 955 | 955 | 2100041212230 | Pentre Solar Farm | | 2,944.11 | 0.05 | 0.05 |
| 957 | 957 | 2100041230842 | Fenton Farm PV | | 4,138.00 | 0.05 | 0.05 |
| 958 | 958 | 2100041240353 | Yerbeston Gate Farm PV | | 2,114.89 | 0.05 | 0.05 |
| 959 | 959 | 2100041251267 | Pen Y Cae PV | | 993.99 | 0.05 | 0.05 |
| 960 | 960 | 2100041251285 | Saron PV | | 2,388.78 | 0.05 | 0.05 |
| 961 | 961 | 2100041254978 | Hendre Fawr PV | | 730.03 | 0.05 | 0.05 |
| 962 | 962 | 2100041257269 | Hendai Farm PV | | 692.01 | 0.05 | 0.05 |
| 963 | 963 | 2100041258607 | Cwm Cae Singrug PV | | 741.02 | 0.05 | 0.05 |
| 964 | 964 | 2100041252837 | Brynteg Farm PV | | 670.90 | 0.05 | 0.05 |
| 965 | 965 | 2100041260313 | Court Coleman PV | | 5,680.43 | 0.05 | 0.05 |
| 966 | 966 | 2100041260340 | Llwyndu Farm PV | | 650.41 | 0.05 | 0.05 |
| 968 | 968 | 2100041260642 | Abergelli Farm PV | | 4,484.39 | 0.05 | 0.05 |
| 969 | 969 | 2100041264099 | Crug Mawr Farm PV | | 1,758.05 | 0.05 | 0.05 |
| 970 | 970 | 2100041265525 | Yerbeston Chapel Hill PV | | 5,845.61 | 0.05 | 0.05 |
| 971 | 971 | 2100041265818 | Aberaman Park Phase 2 | -0.026 | 2,689.37 | 0.05 | 0.05 |
| 972 | 972 | 2100041267930 | Rhyd-y-Pandy PV | | 1,527.26 | 0.05 | 0.05 |
| 973 | 973 | 2100041268846 | Haverfordwest PV | | 1,499.32 | 0.05 | 0.05 |

Note: The list of MPANs / MSIDs provided may be incomplete; the DNO reserves the right to apply the listed charges to any other MPANs / MSIDs associated with the site.

Annex 2b - Schedule of Export Charges for use of the Distribution System by Designated EHV Properties (including LDNOs with Designated EHV Properties/end-users).

| Export Unique Identifier | LLFC | Export MPANs/MSIDs | Name | Export Super Red unit charge (p/kWh) | Export fixed charge (p/day) | Export capacity charge (p/kVA/day) | Export exceeded capacity charge (p/kVA/day) |
|--------------------------|---------------|--------------------|---------------------------------|--------------------------------------|-----------------------------|------------------------------------|---------------------------------------------|
| 974 | 974 | 2100041269821 | Blaenlliedi Farm WF | | 943.72 | 0.05 | 0.05 |
| 7159 | 7159 | 7159 | Solutia District Energy Newport | | 281.18 | 0.05 | 0.05 |
| 7163 | 7163 | 7163 | Aberaman Park | -0.010 | 971.17 | 0.05 | 0.05 |
| 7329 | 7329 | 7329 | Dowlais II STOR CVA | -0.259 | 1,532.90 | 0.05 | 0.05 |
| 7347 | 7347 | 7347 | Alcoa B STOR | | 1,524.23 | 0.05 | 0.05 |
| 7487 | 7487 | 7487 | Llandarcy STOR | -0.151 | 851.88 | 0.05 | 0.05 |
| 7489 | 7489 | 7489 | Barry STOR | -0.016 | 607.32 | 0.05 | 0.05 |
| New Export 4 | New Export 4 | New Export 4 | Coedarrhydyglyn IDNO | | 1,390.26 | 0.05 | 0.05 |
| New Export 5 | New Export 5 | New Export 5 | Coity Walia Area | | 42,849.05 | 0.05 | 0.05 |
| New Export 6 | New Export 6 | New Export 6 | ENVIROPARKS 33kV GEN | -0.120 | 2,107.98 | 0.05 | 0.05 |
| New Export 7 | New Export 7 | New Export 7 | GCRE | | | 0.05 | 0.05 |
| New Export 8 | New Export 8 | New Export 8 | Lewis Merthyr Wind Farm | | 13,941.59 | 0.05 | 0.05 |
| New Export 9 | New Export 9 | New Export 9 | Llwyncelyn 33kV WF IDNO | | 232.62 | 0.05 | 0.05 |
| New Export 12 | New Export 12 | New Export 12 | Upper Ogmores 66kV WF | | 8,501.23 | 0.05 | 0.05 |
| New Export 14 | New Export 14 | New Export 14 | Wentlooge 132kV PV | | 1,359.60 | 0.05 | 0.05 |
| New Export 15 | New Export 15 | New Export 15 | Abergorki WF 33kV | | 2,984.60 | 0.05 | 0.05 |
| New Export 16 | New Export 16 | New Export 16 | Barry Solar Park | | 1,810.07 | 0.05 | 0.05 |
| New Export 18 | New Export 18 | New Export 18 | Bryn Y Rhyd | | 3,927.25 | 0.05 | 0.05 |
| New Export 19 | New Export 19 | New Export 19 | Bryntail Solar Park | | 5,691.80 | 0.05 | 0.05 |
| New Export 20 | New Export 20 | New Export 20 | Brynwell Farm | | 5,895.32 | 0.05 | 0.05 |
| New Export 21 | New Export 21 | New Export 21 | Caenewydd 132kV PV & BESS | | 3,045.24 | 0.05 | 0.05 |
| New Export 22 | New Export 22 | New Export 22 | Coed Ely Solar Farm | | 616.46 | 0.05 | 0.05 |
| New Export 23 | New Export 23 | New Export 23 | Craig Y Perchych Solar Park | | 2,726.40 | 0.05 | 0.05 |
| New Export 24 | New Export 24 | New Export 24 | Cwm Ifor 33kV PV | | 874.79 | 0.05 | 0.05 |
| New Export 25 | New Export 25 | New Export 25 | Duffryn Uchaf 132kV | | 1,369.86 | 0.05 | 0.05 |
| New Export 26 | New Export 26 | New Export 26 | FOEL TRWSNANT 66kV | | 8,365.29 | 0.05 | 0.05 |
| New Export 27 | New Export 27 | New Export 27 | Fonmon Solar Farm | | 2,738.77 | 0.05 | 0.05 |
| New Export 28 | New Export 28 | New Export 28 | Great House Farm | | 1,406.87 | 0.05 | 0.05 |
| New Export 29 | New Export 29 | New Export 29 | Gwenlais Solar Farm | | 618.70 | 0.05 | 0.05 |
| New Export 30 | New Export 30 | New Export 30 | Hawse Farm 132kV PV | | 1,370.04 | 0.05 | 0.05 |
| New Export 31 | New Export 31 | New Export 31 | Hopkins Farm 33kV PV | | 1,817.44 | 0.05 | 0.05 |
| New Export 32 | New Export 32 | New Export 32 | Lambeeth Solar Farm IDNO | | 1,154.27 | 0.05 | 0.05 |
| New Export 33 | New Export 33 | New Export 33 | Longlands Solar Park 33kV PV | | 1,406.14 | 0.05 | 0.05 |
| New Export 34 | New Export 34 | New Export 34 | Maesmawr Solar Park | | 2,957.55 | 0.05 | 0.05 |
| New Export 36 | New Export 36 | New Export 36 | MELIN COURT 33kV GEN | | 1,959.83 | 0.05 | 0.05 |
| New Export 37 | New Export 37 | New Export 37 | Mynydd Fforch-dwm 33kV PV | | 11,273.55 | 0.05 | 0.05 |

Note: The list of MPANs / MSIDs provided may be incomplete; the DNO reserves the right to apply the listed charges to any other MPANs / MSIDs associated with the site.

Annex 2b - Schedule of Export Charges for use of the Distribution System by Designated EHV Properties (including LDNOs with Designated EHV Properties/end-users).

| Export Unique Identifier | LLFC | Export MPANs/MSIDs | Name | Export Super Red unit charge (p/kWh) | Export fixed charge (p/day) | Export capacity charge (p/kVA/day) | Export exceeded capacity charge (p/kVA/day) |
|--------------------------|---------------|--------------------|---------------------------------|--------------------------------------|-----------------------------|------------------------------------|---------------------------------------------|
| New Export 38 | New Export 38 | New Export 38 | Oaklands Farm | | 1,389.06 | 0.05 | 0.05 |
| New Export 39 | New Export 39 | New Export 39 | Pen Onn Solar Park | | 1,449.71 | 0.05 | 0.05 |
| New Export 40 | New Export 40 | New Export 40 | PENCOED STOR 132kV | -0.001 | 2,937.98 | 0.05 | 0.05 |
| New Export 41 | New Export 41 | New Export 41 | PENDERI 132kV GEN | | 8,960.03 | 0.05 | 0.05 |
| New Export 42 | New Export 42 | New Export 42 | Pentrebach 66kV PV | | 1,677.35 | 0.05 | 0.05 |
| New Export 43 | New Export 43 | New Export 43 | Point Lane PV 33kV | | 636.34 | 0.05 | 0.05 |
| New Export 45 | New Export 45 | New Export 45 | SOUTHBROOK STOR 33kV GEN | -0.178 | 1,667.89 | 0.05 | 0.05 |
| New Export 46 | New Export 46 | New Export 46 | Swansea East Electric Forecourt | -0.212 | 1,050.26 | 0.05 | 0.05 |
| New Export 47 | New Export 47 | New Export 47 | Traston Road Battery Storage | | 646.38 | 0.05 | 0.05 |
| New Export 48 | New Export 48 | New Export 48 | Vogen 33kV Biomass | | 7,854.89 | 0.05 | 0.05 |
| New Export 49 | New Export 49 | New Export 49 | Wauntysswg Park 33kV PV | | 2,577.50 | 0.05 | 0.05 |

Note: The list of MPANs / MSIDs provided may be incomplete; the DNO reserves the right to apply the listed charges to any other MPANs / MSIDs associated with the site.

Annex 3 - Schedule of Charges for use of the Distribution System to Preserved/Additional LLFC Classes

We currently do not have any Preserved/Additional LLFC Classes.

| National Grid Electricity Distribution (South Wales) plc - Effective from 1 April 2025 - Final LV and HV tariffs | | | | | | | | | |
|------------------------------------------------------------------------------------------------------------------|----------------------------------------------|-----|-----------------------------|--------------------------------|-------------------------|-------------------------|--|--|--|
| Supercustomer preserved charges/additional LLFCs | | | | | | | | | |
| | Closed LLFCs | PCs | Red/black unit charge p/kWh | Amber/yellow unit charge p/kWh | Green unit charge p/kWh | Fixed charge p/MPAN/day | | | |
| | | | | | | | | | |
| Notes: | [Add DNO specific notes relevant to charges] | | | | | | | | |

| Site Specific preserved charges/additional LLFCs | | | | | | | | | |
|--------------------------------------------------|-------------------------------------------------------------------------------------------------------------------------------------------------------------------------------------------------------------------------------------------------------------------------------------------------------------------------------------------------------------------------------------------------------------------------------------------------------------------------------------------------------------------------------|-----|-----------------------------|--------------------------------|-------------------------|-------------------------|---------------------------|------------------------------------|-------------------------------|
| | Closed LLFCs | PCs | Red/black unit charge p/kWh | Amber/yellow unit charge p/kWh | Green unit charge p/kWh | Fixed charge p/MPAN/day | Capacity charge p/kVA/day | Exceeded capacity charge p/kVA/day | Reactive power charge p/kVArh |
| | | 0 | | | | | | | |
| Notes: | Time periods [Add DNO specific notes relevant to charges] Unit charges in the red time band apply – between [xxxx] and [xxxx], Monday to Friday including bank holidays. Unit charges in the amber time band apply – between [xxxx] and [xxxx], Monday to Friday including bank holidays. Unit charges in the green time band apply – between [xxxx] and [xxxx], Monday to Friday including bank holidays, and [xxxx] and [xxxx] Saturday and Sunday. All times are UK clock-time. [Add DNO specific notes] | | | | | | | | |

Annex 4 - Charges applied to LDNOs with HV/LV end users

National Grid Electricity Distribution (South Wales) plc - Effective from 1 April 2025 - Final LDNO tariffs

| Time Bands for LV and HV Designated Properties | | | |
|-----------------------------------------------------------|------------------------------------------|----------------------------------|----------------------------------------------------|
| Time periods | Red Time Band | Amber Time Band | Green Time Band |
| Monday to Friday (Including Bank Holidays) All Year | 17:00 to 19:30 | 07:30 to 17:00 19:30 to 22:00 | 00:00 to 07:30 22:00 to 24:00 |
| Saturday and Sunday All Year | | 12:00 to 13:00 16:00 to 21:00 | 00:00 to 12:00 13:00 to 16:00 21:00 to 24:00 |
| Notes | All the above times are in UK Clock time | | |

| Time Bands for Unmetered Properties | | | |
|--------------------------------------------------------------------------------------------------------------|------------------------------------------|----------------------------------|----------------------------------------------------|
| | Black Time Band | Yellow Time Band | Green Time Band |
| Monday to Friday (Including Bank Holidays) Nov to Feb Inclusive (excluding 22nd Dec to 4th Jan inclusive) | 17:00 to 19:30 | 07:30 to 17:00 19:30 to 22:00 | 00:00 to 07:30 22:00 to 24:00 |
| Monday to Friday (Including Bank Holidays) Mar to Oct Inclusive (plus 22nd Dec to 4th Jan inclusive) | | 07:30 to 22:00 | 00:00 to 07:30 22:00 to 24:00 |
| Saturday and Sunday All Year | | 12:00 to 13:00 16:00 to 21:00 | 00:00 to 12:00 13:00 to 16:00 21:00 to 24:00 |
| Notes | All the above times are in UK Clock time | | |

| Tariff name | Unique billing identifier | PCs | Red/black unit charge p/kWh | Amber/yellow unit charge p/kWh | Green unit charge p/kWh | Fixed charge p/MPAN/day | Capacity charge p/kVA/day | Exceeded capacity charge p/kVA/day | Reactive power charge p/kVArh |
|----------------------------------------------------|---------------------------|--------------|-----------------------------|--------------------------------|-------------------------|-------------------------|---------------------------|------------------------------------|-------------------------------|
| LDNO LV: Domestic Aggregated or CT with Residual | | 0, 1, 2 | 12.788 | 0.965 | 0.177 | 7.02 | | | |
| LDNO LV: Domestic Aggregated (related MPAN) | | 2 | 12.788 | 0.965 | 0.177 | | | | |
| LDNO LV: Non-Domestic Aggregated or CT No Residual | | 0, 3, 4, 5-8 | 13.358 | 1.008 | 0.185 | 10.20 | | | |
| LDNO LV: Non-Domestic Aggregated or CT Band 1 | | 0, 3, 4, 5-8 | 13.358 | 1.008 | 0.185 | 11.57 | | | |
| LDNO LV: Non-Domestic Aggregated or CT Band 2 | | 0, 3, 4, 5-8 | 13.358 | 1.008 | 0.185 | 12.69 | | | |
| LDNO LV: Non-Domestic Aggregated or CT Band 3 | | 0, 3, 4, 5-8 | 13.358 | 1.008 | 0.185 | 15.43 | | | |
| LDNO LV: Non-Domestic Aggregated or CT Band 4 | | 0, 3, 4, 5-8 | 13.358 | 1.008 | 0.185 | 24.81 | | | |
| LDNO LV: Non-Domestic Aggregated (related MPAN) | | 4 | 13.358 | 1.008 | 0.185 | | | | |
| LDNO LV: LV Site Specific No Residual | | 0 | 8.784 | 0.620 | 0.128 | 12.26 | 7.05 | 7.05 | 0.170 |
| LDNO LV: LV Site Specific Band 1 | | 0 | 8.784 | 0.620 | 0.128 | 39.43 | 7.05 | 7.05 | 0.170 |
| LDNO LV: LV Site Specific Band 2 | | 0 | 8.784 | 0.620 | 0.128 | 62.52 | 7.05 | 7.05 | 0.170 |
| LDNO LV: LV Site Specific Band 3 | | 0 | 8.784 | 0.620 | 0.128 | 95.22 | 7.05 | 7.05 | 0.170 |
| LDNO LV: LV Site Specific Band 4 | | 0 | 8.784 | 0.620 | 0.128 | 205.56 | 7.05 | 7.05 | 0.170 |
| LDNO LV: Unmetered Supplies | | 0, 1 or 8 | 42.107 | 2.006 | 1.144 | | | | |
| LDNO LV: LV Generation Aggregated | | 0 | -13.528 | -1.021 | -0.187 | 0.00 | | | |
| LDNO LV: LV Generation Site Specific | | 0 | -13.528 | -1.021 | -0.187 | 0.00 | | | 0.322 |
| LDNO HV: Domestic Aggregated or CT with Residual | | 0, 1, 2 | 7.854 | 0.593 | 0.109 | 4.31 | | | |
| LDNO HV: Domestic Aggregated (Related MPAN) | | 2 | 7.854 | 0.593 | 0.109 | | | | |
| LDNO HV: Non-Domestic Aggregated or CT No Residual | | 0, 3, 4, 5-8 | 8.204 | 0.619 | 0.114 | 6.26 | | | |
| LDNO HV: Non-Domestic Aggregated or CT Band 1 | | 0, 3, 4, 5-8 | 8.204 | 0.619 | 0.114 | 7.11 | | | |
| LDNO HV: Non-Domestic Aggregated or CT Band 2 | | 0, 3, 4, 5-8 | 8.204 | 0.619 | 0.114 | 7.79 | | | |
| LDNO HV: Non-Domestic Aggregated or CT Band 3 | | 0, 3, 4, 5-8 | 8.204 | 0.619 | 0.114 | 9.48 | | | |
| LDNO HV: Non-Domestic Aggregated or CT Band 4 | | 0, 3, 4, 5-8 | 8.204 | 0.619 | 0.114 | 15.23 | | | |
| LDNO HV: Non-Domestic Aggregated (related MPAN) | | 4 | 8.204 | 0.619 | 0.114 | | | | |
| LDNO HV: LV Site Specific No Residual | | 0 | 5.395 | 0.381 | 0.079 | 7.53 | 4.33 | 4.33 | 0.104 |
| LDNO HV: LV Site Specific Band 1 | | 0 | 5.395 | 0.381 | 0.079 | 24.22 | 4.33 | 4.33 | 0.104 |
| LDNO HV: LV Site Specific Band 2 | | 0 | 5.395 | 0.381 | 0.079 | 38.40 | 4.33 | 4.33 | 0.104 |
| LDNO HV: LV Site Specific Band 3 | | 0 | 5.395 | 0.381 | 0.079 | 58.48 | 4.33 | 4.33 | 0.104 |
| LDNO HV: LV Site Specific Band 4 | | 0 | 5.395 | 0.381 | 0.079 | 126.25 | 4.33 | 4.33 | 0.104 |
| LDNO HV: LV Sub Site Specific No Residual | | 0 | 5.353 | 0.306 | 0.088 | 9.18 | 6.56 | 6.56 | 0.100 |
| LDNO HV: LV Sub Site Specific Band 1 | | 0 | 5.353 | 0.306 | 0.088 | 35.26 | 6.56 | 6.56 | 0.100 |
| LDNO HV: LV Sub Site Specific Band 2 | | 0 | 5.353 | 0.306 | 0.088 | 57.42 | 6.56 | 6.56 | 0.100 |
| LDNO HV: LV Sub Site Specific Band 3 | | 0 | 5.353 | 0.306 | 0.088 | 88.79 | 6.56 | 6.56 | 0.100 |
| LDNO HV: LV Sub Site Specific Band 4 | | 0 | 5.353 | 0.306 | 0.088 | 194.67 | 6.56 | 6.56 | 0.100 |
| LDNO HV: HV Site Specific No Residual | | 0 | 4.556 | 0.234 | 0.077 | 102.62 | 8.21 | 8.21 | 0.078 |
| LDNO HV: HV Site Specific Band 1 | | 0 | 4.556 | 0.234 | 0.077 | 284.56 | 8.21 | 8.21 | 0.078 |
| LDNO HV: HV Site Specific Band 2 | | 0 | 4.556 | 0.234 | 0.077 | 661.78 | 8.21 | 8.21 | 0.078 |
| LDNO HV: HV Site Specific Band 3 | | 0 | 4.556 | 0.234 | 0.077 | 1244.23 | 8.21 | 8.21 | 0.078 |
| LDNO HV: HV Site Specific Band 4 | | 0 | 4.556 | 0.234 | 0.077 | 2776.21 | 8.21 | 8.21 | 0.078 |
| LDNO HV: Unmetered Supplies | | 0, 1 or 8 | 25.861 | 1.232 | 0.703 | | | | |
| LDNO HV: LV Generation Aggregated | | 0 | -13.528 | -1.021 | -0.187 | 0.00 | | | |
| LDNO HV: LV Sub Generation Aggregated | | 0 | -11.740 | -0.852 | -0.168 | 0.00 | | | |

Note: Where a tariff only has a p/kWh unit rate in Unit Charge 1 then this unit rate applies at all times.

Annex 4 - Charges applied to LDNOs with HV/LV end users

| Tariff name | Unique billing identifier | PCs | Red/black unit charge p/kWh | Amber/yellow unit charge p/kWh | Green unit charge p/kWh | Fixed charge p/MPAN/day | Capacity charge p/kVA/day | Exceeded capacity charge p/kVA/day | Reactive power charge p/kVAh |
|--------------------------------------------------------|---------------------------|--------------|-----------------------------|--------------------------------|-------------------------|-------------------------|---------------------------|------------------------------------|------------------------------|
| LDNO HV: LV Generation Site Specific | | 0 | -13.528 | -1.021 | -0.187 | 0.00 | | | 0.322 |
| LDNO HV: LV Sub Generation Site Specific | | 0 | -11.740 | -0.852 | -0.168 | 0.00 | | | 0.241 |
| LDNO HV: HV Generation Site Specific | | 0 | -6.975 | -0.399 | -0.115 | 0.00 | | | 0.205 |
| LDNO HVplus: Domestic Aggregated or CT with Residual | | 0, 1, 2 | 4.877 | 0.368 | 0.068 | 2.67 | | | |
| LDNO HVplus: Domestic Aggregated (related MPAN) | | 2 | 4.877 | 0.368 | 0.068 | | | | |
| LDNO HVplus: Non-Domestic Aggregated or CT No Residual | | 0, 3, 4, 5-8 | 5.094 | 0.384 | 0.071 | 3.89 | | | |
| LDNO HVplus: Non-Domestic Aggregated or CT Band 1 | | 0, 3, 4, 5-8 | 5.094 | 0.384 | 0.071 | 4.41 | | | |
| LDNO HVplus: Non-Domestic Aggregated or CT Band 2 | | 0, 3, 4, 5-8 | 5.094 | 0.384 | 0.071 | 4.84 | | | |
| LDNO HVplus: Non-Domestic Aggregated or CT Band 3 | | 0, 3, 4, 5-8 | 5.094 | 0.384 | 0.071 | 5.88 | | | |
| LDNO HVplus: Non-Domestic Aggregated or CT Band 4 | | 0, 3, 4, 5-8 | 5.094 | 0.384 | 0.071 | 9.46 | | | |
| LDNO HVplus: Non-Domestic Aggregated (related MPAN) | | 4 | 5.094 | 0.384 | 0.071 | | | | |
| LDNO HVplus: LV Site Specific No Residual | | 0 | 3.350 | 0.236 | 0.049 | 4.67 | 2.69 | 2.69 | 0.065 |
| LDNO HVplus: LV Site Specific Band 1 | | 0 | 3.350 | 0.236 | 0.049 | 15.04 | 2.69 | 2.69 | 0.065 |
| LDNO HVplus: LV Site Specific Band 2 | | 0 | 3.350 | 0.236 | 0.049 | 23.84 | 2.69 | 2.69 | 0.065 |
| LDNO HVplus: LV Site Specific Band 3 | | 0 | 3.350 | 0.236 | 0.049 | 36.31 | 2.69 | 2.69 | 0.065 |
| LDNO HVplus: LV Site Specific Band 4 | | 0 | 3.350 | 0.236 | 0.049 | 78.39 | 2.69 | 2.69 | 0.065 |
| LDNO HVplus: LV Sub Site Specific No Residual | | 0 | 3.237 | 0.185 | 0.053 | 5.55 | 3.96 | 3.96 | 0.061 |
| LDNO HVplus: LV Sub Site Specific Band 1 | | 0 | 3.237 | 0.185 | 0.053 | 21.32 | 3.96 | 3.96 | 0.061 |
| LDNO HVplus: LV Sub Site Specific Band 2 | | 0 | 3.237 | 0.185 | 0.053 | 34.72 | 3.96 | 3.96 | 0.061 |
| LDNO HVplus: LV Sub Site Specific Band 3 | | 0 | 3.237 | 0.185 | 0.053 | 53.69 | 3.96 | 3.96 | 0.061 |
| LDNO HVplus: LV Sub Site Specific Band 4 | | 0 | 3.237 | 0.185 | 0.053 | 117.73 | 3.96 | 3.96 | 0.061 |
| LDNO HVplus: HV Site Specific No Residual | | 0 | 2.706 | 0.139 | 0.046 | 60.94 | 4.88 | 4.88 | 0.047 |
| LDNO HVplus: HV Site Specific Band 1 | | 0 | 2.706 | 0.139 | 0.046 | 168.99 | 4.88 | 4.88 | 0.047 |
| LDNO HVplus: HV Site Specific Band 2 | | 0 | 2.706 | 0.139 | 0.046 | 393.01 | 4.88 | 4.88 | 0.047 |
| LDNO HVplus: HV Site Specific Band 3 | | 0 | 2.706 | 0.139 | 0.046 | 738.91 | 4.88 | 4.88 | 0.047 |
| LDNO HVplus: HV Site Specific Band 4 | | 0 | 2.706 | 0.139 | 0.046 | 1648.70 | 4.88 | 4.88 | 0.047 |
| LDNO HVplus: Unmetered Supplies | | 0, 1 or 8 | 16.058 | 0.765 | 0.436 | | | | |
| LDNO HVplus: LV Generation Aggregated | | 0 | -5.213 | -0.393 | -0.072 | 0.00 | | | |
| LDNO HVplus: LV Sub Generation Aggregated | | 0 | -5.376 | -0.390 | -0.077 | 0.00 | | | |
| LDNO HVplus: LV Generation Site Specific | | 0 | -5.213 | -0.393 | -0.072 | 0.00 | | | 0.124 |
| LDNO HVplus: LV Sub Generation Site Specific | | 0 | -5.376 | -0.390 | -0.077 | 0.00 | | | 0.110 |
| LDNO HVplus: HV Generation Site Specific | | 0 | -6.975 | -0.399 | -0.115 | 83.29 | | | 0.205 |
| LDNO EHV: Domestic Aggregated or CT with Residual | | 0, 1, 2 | 3.890 | 0.294 | 0.054 | 2.13 | | | |
| LDNO EHV: Domestic Aggregated (related MPAN) | | 2 | 3.890 | 0.294 | 0.054 | | | | |
| LDNO EHV: Non-Domestic Aggregated or CT No Residual | | 0, 3, 4, 5-8 | 4.063 | 0.307 | 0.056 | 3.10 | | | |
| LDNO EHV: Non-Domestic Aggregated or CT Band 1 | | 0, 3, 4, 5-8 | 4.063 | 0.307 | 0.056 | 3.52 | | | |
| LDNO EHV: Non-Domestic Aggregated or CT Band 2 | | 0, 3, 4, 5-8 | 4.063 | 0.307 | 0.056 | 3.86 | | | |
| LDNO EHV: Non-Domestic Aggregated or CT Band 3 | | 0, 3, 4, 5-8 | 4.063 | 0.307 | 0.056 | 4.69 | | | |
| LDNO EHV: Non-Domestic Aggregated or CT Band 4 | | 0, 3, 4, 5-8 | 4.063 | 0.307 | 0.056 | 7.54 | | | |
| LDNO EHV: Non-Domestic Aggregated (related MPAN) | | 4 | 4.063 | 0.307 | 0.056 | | | | |
| LDNO EHV: LV Site Specific No Residual | | 0 | 2.672 | 0.188 | 0.039 | 3.73 | 2.14 | 2.14 | 0.052 |
| LDNO EHV: LV Site Specific Band 1 | | 0 | 2.672 | 0.188 | 0.039 | 11.99 | 2.14 | 2.14 | 0.052 |
| LDNO EHV: LV Site Specific Band 2 | | 0 | 2.672 | 0.188 | 0.039 | 19.02 | 2.14 | 2.14 | 0.052 |
| LDNO EHV: LV Site Specific Band 3 | | 0 | 2.672 | 0.188 | 0.039 | 28.96 | 2.14 | 2.14 | 0.052 |
| LDNO EHV: LV Site Specific Band 4 | | 0 | 2.672 | 0.188 | 0.039 | 62.52 | 2.14 | 2.14 | 0.052 |
| LDNO EHV: LV Sub Site Specific No Residual | | 0 | 2.582 | 0.148 | 0.042 | 4.43 | 3.16 | 3.16 | 0.048 |
| LDNO EHV: LV Sub Site Specific Band 1 | | 0 | 2.582 | 0.148 | 0.042 | 17.01 | 3.16 | 3.16 | 0.048 |
| LDNO EHV: LV Sub Site Specific Band 2 | | 0 | 2.582 | 0.148 | 0.042 | 27.69 | 3.16 | 3.16 | 0.048 |
| LDNO EHV: LV Sub Site Specific Band 3 | | 0 | 2.582 | 0.148 | 0.042 | 42.82 | 3.16 | 3.16 | 0.048 |
| LDNO EHV: LV Sub Site Specific Band 4 | | 0 | 2.582 | 0.148 | 0.042 | 93.90 | 3.16 | 3.16 | 0.048 |
| LDNO EHV: HV Site Specific No Residual | | 0 | 2.158 | 0.111 | 0.036 | 48.60 | 3.89 | 3.89 | 0.037 |
| LDNO EHV: HV Site Specific Band 1 | | 0 | 2.158 | 0.111 | 0.036 | 134.79 | 3.89 | 3.89 | 0.037 |
| LDNO EHV: HV Site Specific Band 2 | | 0 | 2.158 | 0.111 | 0.036 | 313.46 | 3.89 | 3.89 | 0.037 |
| LDNO EHV: HV Site Specific Band 3 | | 0 | 2.158 | 0.111 | 0.036 | 589.35 | 3.89 | 3.89 | 0.037 |
| LDNO EHV: HV Site Specific Band 4 | | 0 | 2.158 | 0.111 | 0.036 | 1315.01 | 3.89 | 3.89 | 0.037 |
| LDNO EHV: Unmetered Supplies | | 0, 1 or 8 | 12.808 | 0.610 | 0.348 | | | | |
| LDNO EHV: LV Generation Aggregated | | 0 | -4.158 | -0.314 | -0.058 | 0.00 | | | |
| LDNO EHV: LV Sub Generation Aggregated | | 0 | -4.288 | -0.311 | -0.061 | 0.00 | | | |

Note: Where a tariff only has a p/kWh unit rate in Unit Charge 1 then this unit rate applies at all times.

Annex 4 - Charges applied to LDNOs with HV/LV end users

| Tariff name | Unique billing identifier | PCs | Red/black unit charge p/kWh | Amber/yellow unit charge p/kWh | Green unit charge p/kWh | Fixed charge p/MPAN/day | Capacity charge p/kVA/day | Exceeded capacity charge p/kVA/day | Reactive power charge p/kVAh |
|-----------------------------------------------------------|---------------------------|--------------|-----------------------------|--------------------------------|-------------------------|-------------------------|---------------------------|------------------------------------|------------------------------|
| LDNO EHV: LV Generation Site Specific | | 0 | -4.158 | -0.314 | -0.058 | 0.00 | | | 0.099 |
| LDNO EHV: LV Sub Generation Site Specific | | 0 | -4.288 | -0.311 | -0.061 | 0.00 | | | 0.088 |
| LDNO EHV: HV Generation Site Specific | | 0 | -5.563 | -0.318 | -0.092 | 66.43 | | | 0.164 |
| LDNO 132kV/EHV: Domestic Aggregated or CT with Residual | | 0, 1, 2 | 3.260 | 0.246 | 0.045 | 1.79 | | | |
| LDNO 132kV/EHV: Domestic Aggregated (related MPAN) | | 2 | 3.260 | 0.246 | 0.045 | | | | |
| LDNO 132kV/EHV: Non-Domestic Aggregated or CT No Residual | | 0, 3, 4, 5-8 | 3.405 | 0.257 | 0.047 | 2.60 | | | |
| LDNO 132kV/EHV: Non-Domestic Aggregated or CT Band 1 | | 0, 3, 4, 5-8 | 3.405 | 0.257 | 0.047 | 2.95 | | | |
| LDNO 132kV/EHV: Non-Domestic Aggregated or CT Band 2 | | 0, 3, 4, 5-8 | 3.405 | 0.257 | 0.047 | 3.23 | | | |
| LDNO 132kV/EHV: Non-Domestic Aggregated or CT Band 3 | | 0, 3, 4, 5-8 | 3.405 | 0.257 | 0.047 | 3.93 | | | |
| LDNO 132kV/EHV: Non-Domestic Aggregated or CT Band 4 | | 0, 3, 4, 5-8 | 3.405 | 0.257 | 0.047 | 6.32 | | | |
| LDNO 132kV/EHV: Non-Domestic Aggregated (related MPAN) | | 4 | 3.405 | 0.257 | 0.047 | | | | |
| LDNO 132kV/EHV: LV Site Specific No Residual | | 0 | 2.239 | 0.158 | 0.033 | 3.12 | 1.80 | 1.80 | 0.043 |
| LDNO 132kV/EHV: LV Site Specific Band 1 | | 0 | 2.239 | 0.158 | 0.033 | 10.05 | 1.80 | 1.80 | 0.043 |
| LDNO 132kV/EHV: LV Site Specific Band 2 | | 0 | 2.239 | 0.158 | 0.033 | 15.94 | 1.80 | 1.80 | 0.043 |
| LDNO 132kV/EHV: LV Site Specific Band 3 | | 0 | 2.239 | 0.158 | 0.033 | 24.27 | 1.80 | 1.80 | 0.043 |
| LDNO 132kV/EHV: LV Site Specific Band 4 | | 0 | 2.239 | 0.158 | 0.033 | 52.40 | 1.80 | 1.80 | 0.043 |
| LDNO 132kV/EHV: LV Sub Site Specific No Residual | | 0 | 2.164 | 0.124 | 0.036 | 3.71 | 2.65 | 2.65 | 0.041 |
| LDNO 132kV/EHV: LV Sub Site Specific Band 1 | | 0 | 2.164 | 0.124 | 0.036 | 14.25 | 2.65 | 2.65 | 0.041 |
| LDNO 132kV/EHV: LV Sub Site Specific Band 2 | | 0 | 2.164 | 0.124 | 0.036 | 23.21 | 2.65 | 2.65 | 0.041 |
| LDNO 132kV/EHV: LV Sub Site Specific Band 3 | | 0 | 2.164 | 0.124 | 0.036 | 35.89 | 2.65 | 2.65 | 0.041 |
| LDNO 132kV/EHV: LV Sub Site Specific Band 4 | | 0 | 2.164 | 0.124 | 0.036 | 78.69 | 2.65 | 2.65 | 0.041 |
| LDNO 132kV/EHV: HV Site Specific No Residual | | 0 | 1.809 | 0.093 | 0.030 | 40.73 | 3.26 | 3.26 | 0.031 |
| LDNO 132kV/EHV: HV Site Specific Band 1 | | 0 | 1.809 | 0.093 | 0.030 | 112.96 | 3.26 | 3.26 | 0.031 |
| LDNO 132kV/EHV: HV Site Specific Band 2 | | 0 | 1.809 | 0.093 | 0.030 | 262.71 | 3.26 | 3.26 | 0.031 |
| LDNO 132kV/EHV: HV Site Specific Band 3 | | 0 | 1.809 | 0.093 | 0.030 | 493.92 | 3.26 | 3.26 | 0.031 |
| LDNO 132kV/EHV: HV Site Specific Band 4 | | 0 | 1.809 | 0.093 | 0.030 | 1102.07 | 3.26 | 3.26 | 0.031 |
| LDNO 132kV/EHV: Unmetered Supplies | | 0, 1 or 8 | 10.734 | 0.511 | 0.292 | | | | |
| LDNO 132kV/EHV: LV Generation Aggregated | | 0 | -3.485 | -0.263 | -0.048 | 0.00 | | | |
| LDNO 132kV/EHV: LV Sub Generation Aggregated | | 0 | -3.594 | -0.261 | -0.051 | 0.00 | | | |
| LDNO 132kV/EHV: LV Generation Site Specific | | 0 | -3.485 | -0.263 | -0.048 | 0.00 | | | 0.083 |
| LDNO 132kV/EHV: LV Sub Generation Site Specific | | 0 | -3.594 | -0.261 | -0.051 | 0.00 | | | 0.074 |
| LDNO 132kV/EHV: HV Generation Site Specific | | 0 | -4.662 | -0.267 | -0.077 | 55.68 | | | 0.137 |
| LDNO 132kV: Domestic Aggregated or CT with Residual | | 0, 1, 2 | 1.845 | 0.139 | 0.026 | 1.01 | | | |
| LDNO 132kV: Domestic Aggregated (related MPAN) | | 2 | 1.845 | 0.139 | 0.026 | | | | |
| LDNO 132kV: Non-Domestic Aggregated or CT No Residual | | 0, 3, 4, 5-8 | 1.927 | 0.145 | 0.027 | 1.47 | | | |
| LDNO 132kV: Non-Domestic Aggregated or CT Band 1 | | 0, 3, 4, 5-8 | 1.927 | 0.145 | 0.027 | 1.67 | | | |
| LDNO 132kV: Non-Domestic Aggregated or CT Band 2 | | 0, 3, 4, 5-8 | 1.927 | 0.145 | 0.027 | 1.83 | | | |
| LDNO 132kV: Non-Domestic Aggregated or CT Band 3 | | 0, 3, 4, 5-8 | 1.927 | 0.145 | 0.027 | 2.22 | | | |
| LDNO 132kV: Non-Domestic Aggregated or CT Band 4 | | 0, 3, 4, 5-8 | 1.927 | 0.145 | 0.027 | 3.58 | | | |
| LDNO 132kV: Non-Domestic Aggregated (related MPAN) | | 4 | 1.927 | 0.145 | 0.027 | | | | |
| LDNO 132kV: LV Site Specific No Residual | | 0 | 1.267 | 0.089 | 0.018 | 1.77 | 1.02 | 1.02 | 0.025 |
| LDNO 132kV: LV Site Specific Band 1 | | 0 | 1.267 | 0.089 | 0.018 | 5.69 | 1.02 | 1.02 | 0.025 |
| LDNO 132kV: LV Site Specific Band 2 | | 0 | 1.267 | 0.089 | 0.018 | 9.02 | 1.02 | 1.02 | 0.025 |
| LDNO 132kV: LV Site Specific Band 3 | | 0 | 1.267 | 0.089 | 0.018 | 13.73 | 1.02 | 1.02 | 0.025 |
| LDNO 132kV: LV Site Specific Band 4 | | 0 | 1.267 | 0.089 | 0.018 | 29.65 | 1.02 | 1.02 | 0.025 |
| LDNO 132kV: LV Sub Site Specific No Residual | | 0 | 1.225 | 0.070 | 0.020 | 2.10 | 1.50 | 1.50 | 0.023 |
| LDNO 132kV: LV Sub Site Specific Band 1 | | 0 | 1.225 | 0.070 | 0.020 | 8.06 | 1.50 | 1.50 | 0.023 |
| LDNO 132kV: LV Sub Site Specific Band 2 | | 0 | 1.225 | 0.070 | 0.020 | 13.13 | 1.50 | 1.50 | 0.023 |
| LDNO 132kV: LV Sub Site Specific Band 3 | | 0 | 1.225 | 0.070 | 0.020 | 20.31 | 1.50 | 1.50 | 0.023 |
| LDNO 132kV: LV Sub Site Specific Band 4 | | 0 | 1.225 | 0.070 | 0.020 | 44.53 | 1.50 | 1.50 | 0.023 |
| LDNO 132kV: HV Site Specific No Residual | | 0 | 1.024 | 0.053 | 0.017 | 23.05 | 1.84 | 1.84 | 0.018 |
| LDNO 132kV: HV Site Specific Band 1 | | 0 | 1.024 | 0.053 | 0.017 | 63.93 | 1.84 | 1.84 | 0.018 |
| LDNO 132kV: HV Site Specific Band 2 | | 0 | 1.024 | 0.053 | 0.017 | 148.67 | 1.84 | 1.84 | 0.018 |
| LDNO 132kV: HV Site Specific Band 3 | | 0 | 1.024 | 0.053 | 0.017 | 279.52 | 1.84 | 1.84 | 0.018 |
| LDNO 132kV: HV Site Specific Band 4 | | 0 | 1.024 | 0.053 | 0.017 | 623.69 | 1.84 | 1.84 | 0.018 |
| LDNO 132kV: Unmetered Supplies | | 0, 1 or 8 | 6.075 | 0.289 | 0.165 | | | | |
| LDNO 132kV: LV Generation Aggregated | | 0 | -1.972 | -0.149 | -0.027 | 0.00 | | | |
| LDNO 132kV: LV Sub Generation Aggregated | | 0 | -2.034 | -0.148 | -0.029 | 0.00 | | | |

Note: Where a tariff only has a p/kWh unit rate in Unit Charge 1 then this unit rate applies at all times.

Annex 4 - Charges applied to LDNOs with HV/LV end users

| Tariff name | Unique billing identifier | PCs | Red/black unit charge p/kWh | Amber/yellow unit charge p/kWh | Green unit charge p/kWh | Fixed charge p/MPAN/day | Capacity charge p/kVA/day | Exceeded capacity charge p/kVA/day | Reactive power charge p/kVArh |
|------------------------------------------------------|---------------------------|--------------|-----------------------------|--------------------------------|-------------------------|-------------------------|---------------------------|------------------------------------|-------------------------------|
| LDNO 132kV: LV Generation Site Specific | | 0 | -1.972 | -0.149 | -0.027 | 0.00 | | | 0.047 |
| LDNO 132kV: LV Sub Generation Site Specific | | 0 | -2.034 | -0.148 | -0.029 | 0.00 | | | 0.042 |
| LDNO 132kV: HV Generation Site Specific | | 0 | -2.639 | -0.151 | -0.043 | 31.51 | | | 0.078 |
| LDNO 0000: Domestic Aggregated or CT with Residual | | 0, 1, 2 | 0.538 | 0.041 | 0.007 | 0.29 | | | |
| LDNO 0000: Domestic Aggregated (related MPAN) | | 2 | 0.538 | 0.041 | 0.007 | | | | |
| LDNO 0000: Non-Domestic Aggregated or CT No Residual | | 0, 3, 4, 5-8 | 0.562 | 0.042 | 0.008 | 0.43 | | | |
| LDNO 0000: Non-Domestic Aggregated or CT Band 1 | | 0, 3, 4, 5-8 | 0.562 | 0.042 | 0.008 | 0.48 | | | |
| LDNO 0000: Non-Domestic Aggregated or CT Band 2 | | 0, 3, 4, 5-8 | 0.562 | 0.042 | 0.008 | 0.53 | | | |
| LDNO 0000: Non-Domestic Aggregated or CT Band 3 | | 0, 3, 4, 5-8 | 0.562 | 0.042 | 0.008 | 0.65 | | | |
| LDNO 0000: Non-Domestic Aggregated or CT Band 4 | | 0, 3, 4, 5-8 | 0.562 | 0.042 | 0.008 | 1.04 | | | |
| LDNO 0000: Non-Domestic Aggregated (related MPAN) | | 4 | 0.562 | 0.042 | 0.008 | | | | |
| LDNO 0000: LV Site Specific No Residual | | 0 | 0.370 | 0.026 | 0.005 | 0.51 | 0.30 | 0.30 | 0.007 |
| LDNO 0000: LV Site Specific Band 1 | | 0 | 0.370 | 0.026 | 0.005 | 1.66 | 0.30 | 0.30 | 0.007 |
| LDNO 0000: LV Site Specific Band 2 | | 0 | 0.370 | 0.026 | 0.005 | 2.63 | 0.30 | 0.30 | 0.007 |
| LDNO 0000: LV Site Specific Band 3 | | 0 | 0.370 | 0.026 | 0.005 | 4.00 | 0.30 | 0.30 | 0.007 |
| LDNO 0000: LV Site Specific Band 4 | | 0 | 0.370 | 0.026 | 0.005 | 8.65 | 0.30 | 0.30 | 0.007 |
| LDNO 0000: LV Sub Site Specific No Residual | | 0 | 0.357 | 0.020 | 0.006 | 0.61 | 0.44 | 0.44 | 0.007 |
| LDNO 0000: LV Sub Site Specific Band 1 | | 0 | 0.357 | 0.020 | 0.006 | 2.35 | 0.44 | 0.44 | 0.007 |
| LDNO 0000: LV Sub Site Specific Band 2 | | 0 | 0.357 | 0.020 | 0.006 | 3.83 | 0.44 | 0.44 | 0.007 |
| LDNO 0000: LV Sub Site Specific Band 3 | | 0 | 0.357 | 0.020 | 0.006 | 5.92 | 0.44 | 0.44 | 0.007 |
| LDNO 0000: LV Sub Site Specific Band 4 | | 0 | 0.357 | 0.020 | 0.006 | 12.99 | 0.44 | 0.44 | 0.007 |
| LDNO 0000: HV Site Specific No Residual | | 0 | 0.299 | 0.015 | 0.005 | 6.72 | 0.54 | 0.54 | 0.005 |
| LDNO 0000: HV Site Specific Band 1 | | 0 | 0.299 | 0.015 | 0.005 | 18.65 | 0.54 | 0.54 | 0.005 |
| LDNO 0000: HV Site Specific Band 2 | | 0 | 0.299 | 0.015 | 0.005 | 43.37 | 0.54 | 0.54 | 0.005 |
| LDNO 0000: HV Site Specific Band 3 | | 0 | 0.299 | 0.015 | 0.005 | 81.55 | 0.54 | 0.54 | 0.005 |
| LDNO 0000: HV Site Specific Band 4 | | 0 | 0.299 | 0.015 | 0.005 | 181.97 | 0.54 | 0.54 | 0.005 |
| LDNO 0000: Unmetered Supplies | | 0, 1 or 8 | 1.772 | 0.084 | 0.048 | | | | |
| LDNO 0000: LV Generation Aggregated | | 0 | -0.575 | -0.043 | -0.008 | 0.00 | | | |
| LDNO 0000: LV Sub Generation Aggregated | | 0 | -0.593 | -0.043 | -0.008 | 0.00 | | | |
| LDNO 0000: LV Generation Site Specific | | 0 | -0.575 | -0.043 | -0.008 | 0.00 | | | 0.014 |
| LDNO 0000: LV Sub Generation Site Specific | | 0 | -0.593 | -0.043 | -0.008 | 0.00 | | | 0.012 |
| LDNO 0000: HV Generation Site Specific | | 0 | -0.770 | -0.044 | -0.013 | 9.19 | | | 0.023 |

Note: Where a tariff only has a p/kWh unit rate in Unit Charge 1 then this unit rate applies at all times.

This table has intentionally been left blank. The line loss factors that are approved by the BSC Panel for the applicable year and consequently published on the Elexon website will take precedence and be used in Settlement. This annex will be re-published once these values are available.

| National Grid Electricity Distribution (South Wales) plc - Illustrative LLFs for year beginning 1 April 2025 | | | | |
|--------------------------------------------------------------------------------------------------------------|------------------------------------------|---------------|---------------|--------------------------------|
| Time periods | Period 1 | Period 2 | Period 3 | Period 4 |
| | (Name 1) | (Name 2) | (Name 3) | (Name 4) |
| Monday to Friday Mar to Oct | | | 00:30 - 07:30 | 00:00 - 00:30 07:30 - 24:00 |
| Monday to Friday Nov to Feb | 16:00 – 19:00 | 07:30 – 16:00 | 00:30 - 07:30 | 00:00 - 00:30 19:00 - 24:00 |
| Saturday and Sunday All Year | | | 00:30 - 07:30 | 00:00 - 00:30 07:30 - 24:00 |
| Notes | All the above times are in UK Clock time | | | |

| Generic demand and generation LLFs | | | | | |
|----------------------------------------------------------|----------|----------|----------|----------|-----------------|
| Metered voltage, respective periods and associated LLFCs | | | | | |
| Metered voltage | Period 1 | Period 2 | Period 3 | Period 4 | Associated LLFC |
| 132kV connected | | | | | |
| 132/EHV connected | | | | | |
| 132/HV connected | | | | | |
| EHV connected | | | | | |
| High Voltage Substation | | | | | |
| High Voltage Network | | | | | |
| Low Voltage Substation | | | | | |
| Low Voltage Network | | | | | |

| EHV site specific LLFs | | | | | |
|------------------------|----------|----------|----------|----------|-----------------|
| Demand | | | | | |
| Site | Period 1 | Period 2 | Period 3 | Period 4 | Associated LLFC |
| Site 1 | | | | | |
| Site 2 | | | | | |
| Site 3 | | | | | |
| Site 4 | | | | | |
| Site 5 | | | | | |

| EHV site specific LLFs | | | | | |
|------------------------|----------|----------|----------|----------|-----------------|
| Generation | | | | | |
| Site | Period 1 | Period 2 | Period 3 | Period 4 | Associated LLFC |
| Site 1 | | | | | |
| Site 2 | | | | | |
| Site 3 | | | | | |
| Site 4 | | | | | |
| Site 5 | | | | | |

Annex 6 - Charges for New or Amended Designated EHV Properties

National Grid Electricity Distribution (South Wales) plc - Effective from 1 April 2025 - Final new designated EHV charges

| Effective from date | Import Unique Identifier | LLFC | Import MPANs/MSIDs | Export Unique Identifier | LLFC | Export MPANs/MSIDs | Name | Residual Charging Band | Import Super Red unit charge (p/kWh) | Import fixed charge (p/day) | Import capacity charge (p/kVA/day) | Import exceeded capacity charge (p/kVA/day) | Export Super Red unit charge (p/kWh) | Export fixed charge (p/day) | Export capacity charge (p/kVA/day) | Export exceeded capacity charge (p/kVA/day) |
|---------------------|--------------------------|------|--------------------|--------------------------|------|--------------------|------|------------------------|--------------------------------------|-----------------------------|------------------------------------|---------------------------------------------|--------------------------------------|-----------------------------|------------------------------------|---------------------------------------------|
| | EDCM import 1 | | | EDCM export 1 | | | | | | | | | | | | |
| | EDCM import 2 | | | EDCM export 2 | | | | | | | | | | | | |
| | EDCM import 3 | | | EDCM export 3 | | | | | | | | | | | | |
| | EDCM import 4 | | | EDCM export 4 | | | | | | | | | | | | |
| | EDCM import 5 | | | EDCM export 5 | | | | | | | | | | | | |
| | EDCM import 6 | | | EDCM export 6 | | | | | | | | | | | | |
| | EDCM import 7 | | | EDCM export 7 | | | | | | | | | | | | |
| | EDCM import 8 | | | EDCM export 8 | | | | | | | | | | | | |
| | EDCM import 9 | | | EDCM export 9 | | | | | | | | | | | | |
| | EDCM import 10 | | | EDCM export 10 | | | | | | | | | | | | |

National Grid Electricity Distribution (South Wales) plc - Effective from 1 April 2025 - Final new designated EHV line loss factors

| Effective from date | Import Unique Identifier | LLFC | Import MPANs/MSIDs | Export Unique Identifier | LLFC | Export MPANs/MSIDs | Name | Residual Charging Band | Import LLF period 1 | Import LLF period 2 | Import LLF period 3 | Import LLF period 4 | Export LLF period 1 | Export LLF period 2 | Export LLF period 3 | Export LLF period 4 |
|---------------------|--------------------------|------|--------------------|--------------------------|------|--------------------|------|------------------------|---------------------|---------------------|---------------------|---------------------|---------------------|---------------------|---------------------|---------------------|
| | EDCM import 1 | | | EDCM Export 1 | | | | | | | | | | | | |
| | EDCM import 2 | | | EDCM Export 2 | | | | | | | | | | | | |
| | EDCM import 3 | | | EDCM Export 3 | | | | | | | | | | | | |
| | EDCM import 4 | | | EDCM Export 4 | | | | | | | | | | | | |
| | EDCM import 5 | | | EDCM Export 5 | | | | | | | | | | | | |
| | EDCM import 6 | | | EDCM Export 6 | | | | | | | | | | | | |
| | EDCM import 7 | | | EDCM Export 7 | | | | | | | | | | | | |
| | EDCM import 8 | | | EDCM Export 8 | | | | | | | | | | | | |
| | EDCM import 9 | | | EDCM Export 9 | | | | | | | | | | | | |
| | EDCM import 10 | | | EDCM Export 10 | | | | | | | | | | | | |

Note: The list of MPANs / MSIDs provided may be incomplete; the DNO reserves the right to apply the listed charges to any other MPANs / MSIDs associated with the site.

Annex 7 - Schedule of Charges to recover Excess Supplier of Last Resort pass-through costs

National Grid Electricity Distribution (South Wales) plc - Effective from 1 April 2025 - Final Supplier of Last Resort and Eligible Bad Debt Pass-Through Costs

| Tariff name | Open LLFCs / LDNO unique billing identifier | PCs | Supplier of Last Resort Fixed charge adder* p/MPAN/day | Eligible Bad Debt Fixed charge adder*** p/MPAN/day |
|----------------------------------------------------|-------------------------------------------------------|--------------|--------------------------------------------------------|----------------------------------------------------|
| Domestic Aggregated or CT with Residual | 100,105,800,860,101,106,801,861,116,D01 | 0, 1, 2 | 0.00 | 0.00 |
| Non-Domestic Aggregated or CT No Residual | N10,N20,N30,M10,B10,X10,X20,X30,Y10,Z10 | 0, 3, 4, 5-8 | | 0.00 |
| Non-Domestic Aggregated or CT Band 1 | 1,2,3,117,200,201,810,811,862,863,X11,X21,X31,Y11,Z11 | 0, 3, 4, 5-8 | | 0.00 |
| Non-Domestic Aggregated or CT Band 2 | N12,N22,N32,M12,B12,X12,X22,X32,Y12,Z12 | 0, 3, 4, 5-8 | | 0.00 |
| Non-Domestic Aggregated or CT Band 3 | N13,N23,N33,M13,B13,X13,X23,X33,Y13,Z13 | 0, 3, 4, 5-8 | | 0.00 |
| Non-Domestic Aggregated or CT Band 4 | N14,N24,N34,M14,B14,X14,X24,X34,Y14,Z14 | 0, 3, 4, 5-8 | | 0.00 |
| LV Site Specific No Residual | L00, LST | 0 | | 0.00 |
| LV Site Specific Band 1 | 300 | 0 | | 0.00 |
| LV Site Specific Band 2 | L02 | 0 | | 0.00 |
| LV Site Specific Band 3 | L03 | 0 | | 0.00 |
| LV Site Specific Band 4 | L04 | 0 | | 0.00 |
| LV Sub Site Specific No Residual | S00, SST | 0 | | 0.00 |
| LV Sub Site Specific Band 1 | 344 | 0 | | 0.00 |
| LV Sub Site Specific Band 2 | S02 | 0 | | 0.00 |
| LV Sub Site Specific Band 3 | S03 | 0 | | 0.00 |
| LV Sub Site Specific Band 4 | S04 | 0 | | 0.00 |
| HV Site Specific No Residual | H00, HST | 0 | | 0.00 |
| HV Site Specific Band 1 | 400 | 0 | | 0.00 |
| HV Site Specific Band 2 | H02 | 0 | | 0.00 |
| HV Site Specific Band 3 | H03 | 0 | | 0.00 |
| HV Site Specific Band 4 | H04 | 0 | | 0.00 |
| LDNO LV: Domestic Aggregated or CT with Residual | 0 | 0, 1, 2 | 0.00 | 0.00 |
| LDNO LV: Non-Domestic Aggregated or CT No Residual | 0 | 0, 3, 4, 5-8 | | 0.00 |
| LDNO LV: Non-Domestic Aggregated or CT Band 1 | 0 | 0, 3, 4, 5-8 | | 0.00 |
| LDNO LV: Non-Domestic Aggregated or CT Band 2 | 0 | 0, 3, 4, 5-8 | | 0.00 |
| LDNO LV: Non-Domestic Aggregated or CT Band 3 | 0 | 0, 3, 4, 5-8 | | 0.00 |
| LDNO LV: Non-Domestic Aggregated or CT Band 4 | 0 | 0, 3, 4, 5-8 | | 0.00 |
| LDNO LV: LV Site Specific No Residual | 0 | 0 | | 0.00 |
| LDNO LV: LV Site Specific Band 1 | 0 | 0 | | 0.00 |
| LDNO LV: LV Site Specific Band 2 | 0 | 0 | | 0.00 |

Annex 7 - Schedule of Charges to recover Excess Supplier of Last Resort pass-through costs

| Tariff name | Open LLFCs / LDNO unique billing identifier | PCs | Supplier of Last Resort Fixed charge adder* p/MPAN/day | Eligible Bad Debt Fixed charge adder*** p/MPAN/day |
|--------------------------------------------------------|---------------------------------------------|--------------|--------------------------------------------------------|----------------------------------------------------|
| LDNO LV: LV Site Specific Band 3 | 0 | 0 | | 0.00 |
| LDNO LV: LV Site Specific Band 4 | 0 | 0 | | 0.00 |
| LDNO HV: Domestic Aggregated or CT with Residual | 0 | 0, 1, 2 | 0.00 | 0.00 |
| LDNO HV: Non-Domestic Aggregated or CT No Residual | 0 | 0, 3, 4, 5-8 | | 0.00 |
| LDNO HV: Non-Domestic Aggregated or CT Band 1 | 0 | 0, 3, 4, 5-8 | | 0.00 |
| LDNO HV: Non-Domestic Aggregated or CT Band 2 | 0 | 0, 3, 4, 5-8 | | 0.00 |
| LDNO HV: Non-Domestic Aggregated or CT Band 3 | 0 | 0, 3, 4, 5-8 | | 0.00 |
| LDNO HV: Non-Domestic Aggregated or CT Band 4 | 0 | 0, 3, 4, 5-8 | | 0.00 |
| LDNO HV: LV Site Specific No Residual | 0 | 0 | | 0.00 |
| LDNO HV: LV Site Specific Band 1 | 0 | 0 | | 0.00 |
| LDNO HV: LV Site Specific Band 2 | 0 | 0 | | 0.00 |
| LDNO HV: LV Site Specific Band 3 | 0 | 0 | | 0.00 |
| LDNO HV: LV Site Specific Band 4 | 0 | 0 | | 0.00 |
| LDNO HV: LV Sub Site Specific No Residual | 0 | 0 | | 0.00 |
| LDNO HV: LV Sub Site Specific Band 1 | 0 | 0 | | 0.00 |
| LDNO HV: LV Sub Site Specific Band 2 | 0 | 0 | | 0.00 |
| LDNO HV: LV Sub Site Specific Band 3 | 0 | 0 | | 0.00 |
| LDNO HV: LV Sub Site Specific Band 4 | 0 | 0 | | 0.00 |
| LDNO HV: HV Site Specific No Residual | 0 | 0 | | 0.00 |
| LDNO HV: HV Site Specific Band 1 | 0 | 0 | | 0.00 |
| LDNO HV: HV Site Specific Band 2 | 0 | 0 | | 0.00 |
| LDNO HV: HV Site Specific Band 3 | 0 | 0 | | 0.00 |
| LDNO HV: HV Site Specific Band 4 | 0 | 0 | | 0.00 |
| LDNO HVplus: Domestic Aggregated or CT with Residual | 0 | 0, 1, 2 | 0.00 | 0.00 |
| LDNO HVplus: Non-Domestic Aggregated or CT No Residual | 0 | 0, 3, 4, 5-8 | | 0.00 |
| LDNO HVplus: Non-Domestic Aggregated or CT Band 1 | 0 | 0, 3, 4, 5-8 | | 0.00 |
| LDNO HVplus: Non-Domestic Aggregated or CT Band 2 | 0 | 0, 3, 4, 5-8 | | 0.00 |
| LDNO HVplus: Non-Domestic Aggregated or CT Band 3 | 0 | 0, 3, 4, 5-8 | | 0.00 |
| LDNO HVplus: Non-Domestic Aggregated or CT Band 4 | 0 | 0, 3, 4, 5-8 | | 0.00 |
| LDNO HVplus: LV Site Specific No Residual | 0 | 0 | | 0.00 |
| LDNO HVplus: LV Site Specific Band 1 | 0 | 0 | | 0.00 |
| LDNO HVplus: LV Site Specific Band 2 | 0 | 0 | | 0.00 |
| LDNO HVplus: LV Site Specific Band 3 | 0 | 0 | | 0.00 |

Annex 7 - Schedule of Charges to recover Excess Supplier of Last Resort pass-through costs

| Tariff name | Open LLFCs / LDNO unique billing identifier | PCs | Supplier of Last Resort Fixed charge adder* p/MPAN/day | Eligible Bad Debt Fixed charge adder*** p/MPAN/day |
|---------------------------------------------------------|---------------------------------------------|--------------|--------------------------------------------------------|----------------------------------------------------|
| LDNO HVplus: LV Site Specific Band 4 | 0 | 0 | | 0.00 |
| LDNO HVplus: LV Sub Site Specific No Residual | 0 | 0 | | 0.00 |
| LDNO HVplus: LV Sub Site Specific Band 1 | 0 | 0 | | 0.00 |
| LDNO HVplus: LV Sub Site Specific Band 2 | 0 | 0 | | 0.00 |
| LDNO HVplus: LV Sub Site Specific Band 3 | 0 | 0 | | 0.00 |
| LDNO HVplus: LV Sub Site Specific Band 4 | 0 | 0 | | 0.00 |
| LDNO HVplus: HV Site Specific No Residual | 0 | 0 | | 0.00 |
| LDNO HVplus: HV Site Specific Band 1 | 0 | 0 | | 0.00 |
| LDNO HVplus: HV Site Specific Band 2 | 0 | 0 | | 0.00 |
| LDNO HVplus: HV Site Specific Band 3 | 0 | 0 | | 0.00 |
| LDNO HVplus: HV Site Specific Band 4 | 0 | 0 | | 0.00 |
| LDNO EHV: Domestic Aggregated or CT with Residual | 0 | 0, 1, 2 | 0.00 | 0.00 |
| LDNO EHV: Non-Domestic Aggregated or CT No Residual | 0 | 0, 3, 4, 5-8 | | 0.00 |
| LDNO EHV: Non-Domestic Aggregated or CT Band 1 | 0 | 0, 3, 4, 5-8 | | 0.00 |
| LDNO EHV: Non-Domestic Aggregated or CT Band 2 | 0 | 0, 3, 4, 5-8 | | 0.00 |
| LDNO EHV: Non-Domestic Aggregated or CT Band 3 | 0 | 0, 3, 4, 5-8 | | 0.00 |
| LDNO EHV: Non-Domestic Aggregated or CT Band 4 | 0 | 0, 3, 4, 5-8 | | 0.00 |
| LDNO EHV: LV Site Specific No Residual | 0 | 0 | | 0.00 |
| LDNO EHV: LV Site Specific Band 1 | 0 | 0 | | 0.00 |
| LDNO EHV: LV Site Specific Band 2 | 0 | 0 | | 0.00 |
| LDNO EHV: LV Site Specific Band 3 | 0 | 0 | | 0.00 |
| LDNO EHV: LV Site Specific Band 4 | 0 | 0 | | 0.00 |
| LDNO EHV: LV Sub Site Specific No Residual | 0 | 0 | | 0.00 |
| LDNO EHV: LV Sub Site Specific Band 1 | 0 | 0 | | 0.00 |
| LDNO EHV: LV Sub Site Specific Band 2 | 0 | 0 | | 0.00 |
| LDNO EHV: LV Sub Site Specific Band 3 | 0 | 0 | | 0.00 |
| LDNO EHV: LV Sub Site Specific Band 4 | 0 | 0 | | 0.00 |
| LDNO EHV: HV Site Specific No Residual | 0 | 0 | | 0.00 |
| LDNO EHV: HV Site Specific Band 1 | 0 | 0 | | 0.00 |
| LDNO EHV: HV Site Specific Band 2 | 0 | 0 | | 0.00 |
| LDNO EHV: HV Site Specific Band 3 | 0 | 0 | | 0.00 |
| LDNO EHV: HV Site Specific Band 4 | 0 | 0 | | 0.00 |
| LDNO 132kV/EHV: Domestic Aggregated or CT with Residual | 0 | 0, 1, 2 | 0.00 | 0.00 |

Annex 7 - Schedule of Charges to recover Excess Supplier of Last Resort pass-through costs

| Tariff name | Open LLFCs / LDNO unique billing identifier | PCs | Supplier of Last Resort Fixed charge adder* p/MPAN/day | Eligible Bad Debt Fixed charge adder*** p/MPAN/day |
|-----------------------------------------------------------|---------------------------------------------|--------------|--------------------------------------------------------|----------------------------------------------------|
| LDNO 132kV/EHV: Non-Domestic Aggregated or CT No Residual | 0 | 0, 3, 4, 5-8 | | 0.00 |
| LDNO 132kV/EHV: Non-Domestic Aggregated or CT Band 1 | 0 | 0, 3, 4, 5-8 | | 0.00 |
| LDNO 132kV/EHV: Non-Domestic Aggregated or CT Band 2 | 0 | 0, 3, 4, 5-8 | | 0.00 |
| LDNO 132kV/EHV: Non-Domestic Aggregated or CT Band 3 | 0 | 0, 3, 4, 5-8 | | 0.00 |
| LDNO 132kV/EHV: Non-Domestic Aggregated or CT Band 4 | 0 | 0, 3, 4, 5-8 | | 0.00 |
| LDNO 132kV/EHV: LV Site Specific No Residual | 0 | 0 | | 0.00 |
| LDNO 132kV/EHV: LV Site Specific Band 1 | 0 | 0 | | 0.00 |
| LDNO 132kV/EHV: LV Site Specific Band 2 | 0 | 0 | | 0.00 |
| LDNO 132kV/EHV: LV Site Specific Band 3 | 0 | 0 | | 0.00 |
| LDNO 132kV/EHV: LV Site Specific Band 4 | 0 | 0 | | 0.00 |
| LDNO 132kV/EHV: LV Sub Site Specific No Residual | 0 | 0 | | 0.00 |
| LDNO 132kV/EHV: LV Sub Site Specific Band 1 | 0 | 0 | | 0.00 |
| LDNO 132kV/EHV: LV Sub Site Specific Band 2 | 0 | 0 | | 0.00 |
| LDNO 132kV/EHV: LV Sub Site Specific Band 3 | 0 | 0 | | 0.00 |
| LDNO 132kV/EHV: LV Sub Site Specific Band 4 | 0 | 0 | | 0.00 |
| LDNO 132kV/EHV: HV Site Specific No Residual | 0 | 0 | | 0.00 |
| LDNO 132kV/EHV: HV Site Specific Band 1 | 0 | 0 | | 0.00 |
| LDNO 132kV/EHV: HV Site Specific Band 2 | 0 | 0 | | 0.00 |
| LDNO 132kV/EHV: HV Site Specific Band 3 | 0 | 0 | | 0.00 |
| LDNO 132kV/EHV: HV Site Specific Band 4 | 0 | 0 | | 0.00 |
| LDNO 132kV: Domestic Aggregated or CT with Residual | 0 | 0, 1, 2 | 0.00 | 0.00 |
| LDNO 132kV: Non-Domestic Aggregated or CT No Residual | 0 | 0, 3, 4, 5-8 | | 0.00 |
| LDNO 132kV: Non-Domestic Aggregated or CT Band 1 | 0 | 0, 3, 4, 5-8 | | 0.00 |
| LDNO 132kV: Non-Domestic Aggregated or CT Band 2 | 0 | 0, 3, 4, 5-8 | | 0.00 |
| LDNO 132kV: Non-Domestic Aggregated or CT Band 3 | 0 | 0, 3, 4, 5-8 | | 0.00 |
| LDNO 132kV: Non-Domestic Aggregated or CT Band 4 | 0 | 0, 3, 4, 5-8 | | 0.00 |
| LDNO 132kV: LV Site Specific No Residual | 0 | 0 | | 0.00 |
| LDNO 132kV: LV Site Specific Band 1 | 0 | 0 | | 0.00 |
| LDNO 132kV: LV Site Specific Band 2 | 0 | 0 | | 0.00 |
| LDNO 132kV: LV Site Specific Band 3 | 0 | 0 | | 0.00 |
| LDNO 132kV: LV Site Specific Band 4 | 0 | 0 | | 0.00 |
| LDNO 132kV: LV Sub Site Specific No Residual | 0 | 0 | | 0.00 |
| LDNO 132kV: LV Sub Site Specific Band 1 | 0 | 0 | | 0.00 |

Annex 7 - Schedule of Charges to recover Excess Supplier of Last Resort pass-through costs

| Tariff name | Open LLFCs / LDNO unique billing identifier | PCs | Supplier of Last Resort Fixed charge adder* p/MPAN/day | Eligible Bad Debt Fixed charge adder*** p/MPAN/day |
|------------------------------------------------------|---------------------------------------------|--------------|--------------------------------------------------------|----------------------------------------------------|
| LDNO 132kV: LV Sub Site Specific Band 2 | 0 | 0 | | 0.00 |
| LDNO 132kV: LV Sub Site Specific Band 3 | 0 | 0 | | 0.00 |
| LDNO 132kV: LV Sub Site Specific Band 4 | 0 | 0 | | 0.00 |
| LDNO 132kV: HV Site Specific No Residual | 0 | 0 | | 0.00 |
| LDNO 132kV: HV Site Specific Band 1 | 0 | 0 | | 0.00 |
| LDNO 132kV: HV Site Specific Band 2 | 0 | 0 | | 0.00 |
| LDNO 132kV: HV Site Specific Band 3 | 0 | 0 | | 0.00 |
| LDNO 132kV: HV Site Specific Band 4 | 0 | 0 | | 0.00 |
| LDNO 0000: Domestic Aggregated or CT with Residual | 0 | 0, 1, 2 | 0.00 | 0.00 |
| LDNO 0000: Non-Domestic Aggregated or CT No Residual | 0 | 0, 3, 4, 5-8 | | 0.00 |
| LDNO 0000: Non-Domestic Aggregated or CT Band 1 | 0 | 0, 3, 4, 5-8 | | 0.00 |
| LDNO 0000: Non-Domestic Aggregated or CT Band 2 | 0 | 0, 3, 4, 5-8 | | 0.00 |
| LDNO 0000: Non-Domestic Aggregated or CT Band 3 | 0 | 0, 3, 4, 5-8 | | 0.00 |
| LDNO 0000: Non-Domestic Aggregated or CT Band 4 | 0 | 0, 3, 4, 5-8 | | 0.00 |
| LDNO 0000: LV Site Specific No Residual | 0 | 0 | | 0.00 |
| LDNO 0000: LV Site Specific Band 1 | 0 | 0 | | 0.00 |
| LDNO 0000: LV Site Specific Band 2 | 0 | 0 | | 0.00 |
| LDNO 0000: LV Site Specific Band 3 | 0 | 0 | | 0.00 |
| LDNO 0000: LV Site Specific Band 4 | 0 | 0 | | 0.00 |
| LDNO 0000: LV Sub Site Specific No Residual | 0 | 0 | | 0.00 |
| LDNO 0000: LV Sub Site Specific Band 1 | 0 | 0 | | 0.00 |
| LDNO 0000: LV Sub Site Specific Band 2 | 0 | 0 | | 0.00 |
| LDNO 0000: LV Sub Site Specific Band 3 | 0 | 0 | | 0.00 |
| LDNO 0000: LV Sub Site Specific Band 4 | 0 | 0 | | 0.00 |
| LDNO 0000: HV Site Specific No Residual | 0 | 0 | | 0.00 |
| LDNO 0000: HV Site Specific Band 1 | 0 | 0 | | 0.00 |
| LDNO 0000: HV Site Specific Band 2 | 0 | 0 | | 0.00 |
| LDNO 0000: HV Site Specific Band 3 | 0 | 0 | | 0.00 |
| LDNO 0000: HV Site Specific Band 4 | 0 | 0 | | 0.00 |

*Supplier of Last Resort pass-through costs allocated to all domestic tariffs with a fixed charge (including LDNO)

**Eligible Bad Debt pass-through costs allocated to all metered demand tariffs (including LDNO)